

# Teenage Mutant Ninja Turtles™

## Operator's Manual



©2017 Viacom International Inc. All Rights Reserved. Nickelodeon, Teenage Mutant Ninja Turtles and all related titles, logos and characters are trademarks of Viacom International Inc. ©2017 Viacom Overseas Holdings C.V. All Rights Reserved. Teenage Mutant Ninja Turtles and all related titles, logos and characters are trademarks of Viacom Overseas Holdings C.V. Nickelodeon and all related titles, logos and characters are trademarks of Viacom International Inc. Software™ & © 2017 Raw Thrills, Inc. All Rights Reserved.



# Teenage Mutant Ninja Turtles™

## Table of Contents

---

Safety .....	5
Operation .....	5
Transporting .....	5
Handling Components .....	5
Disconnect Power .....	5
Grounding .....	5
Electrical Shocks .....	5
Monitor .....	5
Power Selector .....	5
Power Cord .....	5
Surge Suppressor .....	6
Water and Other Liquid Sources .....	6
Connectors .....	6
Computer .....	6
Tempered Glass Warning .....	6
Hazard to Epileptics .....	6
Manual .....	6
Specifications .....	6
Product Specifications .....	7
Electrical Power .....	7
Temperature .....	7
Humidity .....	7
Dimensions .....	7
Fuse Replacement Guide .....	7
Setup .....	8
Unpack Materials .....	8
55" Cabinet Assembly .....	9
Card Reader Installation and Setup .....	10
Check Electrical Settings .....	11
Startup Game .....	11
Diagnostics and Adjustments .....	12

# Teenage Mutant Ninja Turtles™

Basic Functional Test on Initial Power Up.....	12
Test Menus.....	13
Choosing the Right Pricing Adjustments for Your Location .....	19
PC Hardware .....	20
PC Hard Drive Recovery .....	22
Troubleshooting.....	23
Technical Support .....	27
Electrical and Mechanical Illustrations .....	28

# Teenage Mutant Ninja Turtles™

## Safety

---

### Operation

Before operating game, read this manual. Failure to properly install and operate this game could result in malfunction or accident. Operate the game in accordance with the manual.

### Transporting

The cabinet is very heavy. Because the monitor is high, the cabinet is also very top-heavy. Use appropriate care when moving or transporting cabinet. It contains fragile glass and electronic components. Avoid rough handling.

### Handling Components

Many components are extremely sensitive to handling, environmental and Electrostatic Discharge (ESD) events—especially the computer. Do not handle it roughly. Before servicing, call your distributor and inquire about the PC warranty. Use proper ESD procedures when servicing. Protect components from harmful environmental conditions, such as extreme temperatures, excessive moisture or other damaging effects.

### Disconnect Power

Always turn the power off and unplug the unit before servicing or making adjustments unless otherwise instructed. Installing or repairing components while power is on can damage the components and void the warranty.

### Grounding

Avoid electrical shock. Do not plug in AC power until you have inspected and properly grounded the unit. Only plug into a grounded, three-wire outlet. Do not use a “cheater” plug or cut off the ground pin on the line cord.

### Electrical Shocks

There is no isolation transformer in the cabinet. Disconnect AC power before servicing. However, be aware that lethal voltages can remain in the electronic components even when AC power is disconnected. Use extreme caution when servicing. Verify that there is a working ground connection. If the unit sustains water damage, cease using it immediately and unplug AC power.

### Monitor

The monitor contains no user serviceable parts. Do not attempt to service the monitor.

### Power Selector

Before installing game, ensure the voltage on the PC and power supply is set properly. There is a 115/230 VAC selector switch that must be set for the correct voltage for your site. The setting must match the line voltage at the installation site.

### Power Cord

If the power cord is damaged or lost, replace it with an identical cord as supplied by the manufacturer or an authorized service agent.

# Teenage Mutant Ninja Turtles™

## Surge Suppressor

It is recommended that you plug your game's power cord into a surge suppressor to help protect from power surges that may damage sensitive electronic components.

## Water and Other Liquid Sources

Do not install game near sprinkler or other water jet sources. Do not use water jet to clean game. Keep minimum clearance behind game and wall for proper ventilation but also prevent access of liquid from spills and sprays from entering ventilation holes.

## Connectors

When servicing machine, ensure all connectors mate properly. If connectors do not slip in easily, do not force them. Connectors are often keyed and only connect one way. Check for correct orientation.

## Computer

The computer contains sensitive components, including a hard drive. Do not handle it roughly. Call your distributor before servicing its internal components. Ask about warranty information as it relates to the PC. Cycle AC power on or off with the cabinet power switch.

A dongle has been inserted into one of the USB ports. This is required for game play.

Do not remove the dongle except for troubleshooting purposes.

## Tempered Glass Warning

When handling the LCD display glass cover take special care and set the glass down softly on a flat surface free of debris. The edge of the glass is sensitive to hard impact. Shattered glass from the monitor can travel long distances and cause bodily injury. Use proper procedures when handling broken materials.

## Hazard to Epileptics

A small portion of the population has an epileptic condition that may cause seizures. Affected persons experience seizure while watching some television pictures or playing certain video games. People who have not had seizures may still have an undetected epileptic condition. If anyone in your family has experienced epilepsy symptoms (seizures or loss of awareness), consult your physical before using video games. While children play video games, a parent should observe. Be alert to the following symptoms: dizziness, altered vision, eye or muscle twitching, involuntary movements, loss of awareness, disorientation or convulsions. If you or your child experiences these symptoms, discontinue use immediately and consult your physician.

## Manual

Keep this manual available and ready for use. If the game fails to function properly, turn off the machine and unplug the AC line cord. Contact your local distributor. You may not reproduce this document or any of its contents without written authorization from Raw Thrills, Inc. or Play Mechanix™ Inc.

## Specifications

For reasons such as performance, this product's specifications may change without notice. Federal patent, copyright and other intellectual property laws protect the content, devices and design of the game and its equipment.

# Teenage Mutant Ninja Turtles™

## Product Specifications

---

### Electrical Power

United States, International and Japan

Operating AC Current: 5/2.5 Amps

Voltage: 115/230 ~ VAC 50/60Hz

Inrush AC Current: 5 Amps

### Temperature

50° F to 104° F

(10° C to 40° C)

### Humidity

Must not exceed 95% relative humidity

### Dimensions

#### *Assembled*

Height: 104.25" (2.65 meters)

Width: 54.75" (1.39 meters)

Depth: 32.50" (0.83 meters)

## Fuse Replacement Guide

---

NOTE: FOR CONTINUED PROTECTION AGAINST  
FIRE AND ELECTRICAL DAMAGE, USE ONLY  
SPECIFIED FUSE TYPE AND VALUE.

### 12V Power Distribution:

5A 250V SLO-BLO (x7)

# Teenage Mutant Ninja Turtles™

## Setup

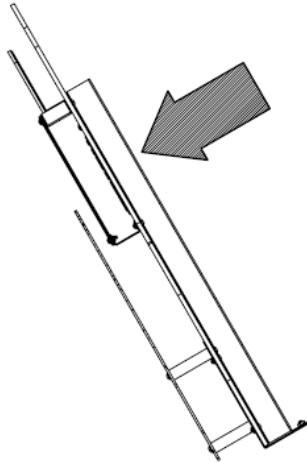
---

### Unpack Materials

1. Place the shipping crates on a flat, stable surface.
2. Cut the banding straps and remove the cardboard lids.
3. Lift off the large cardboard containers surrounding the cabinet assembly and remove any shipping cleats.
4. Remove the coin door key from the coin return slot.
5. Open the top coin door.
6. Locate the keys for the back door and the cash box door.
7. Open the cash box door and remove the cash box.
8. Check for shipping damage to the following:
  - Marquee and monitor
  - Cabinet decals
9. Check the AC line cord for visible signs of damage.

***Pay particular attention to the plug and line cord insulation.***

***Marquee Assembly can tip forward and cause damage. Take care when removing assembly from box and when installing atop cabinet to ensure that the assembly doesn't fall forward. Tighten all screws securely.***



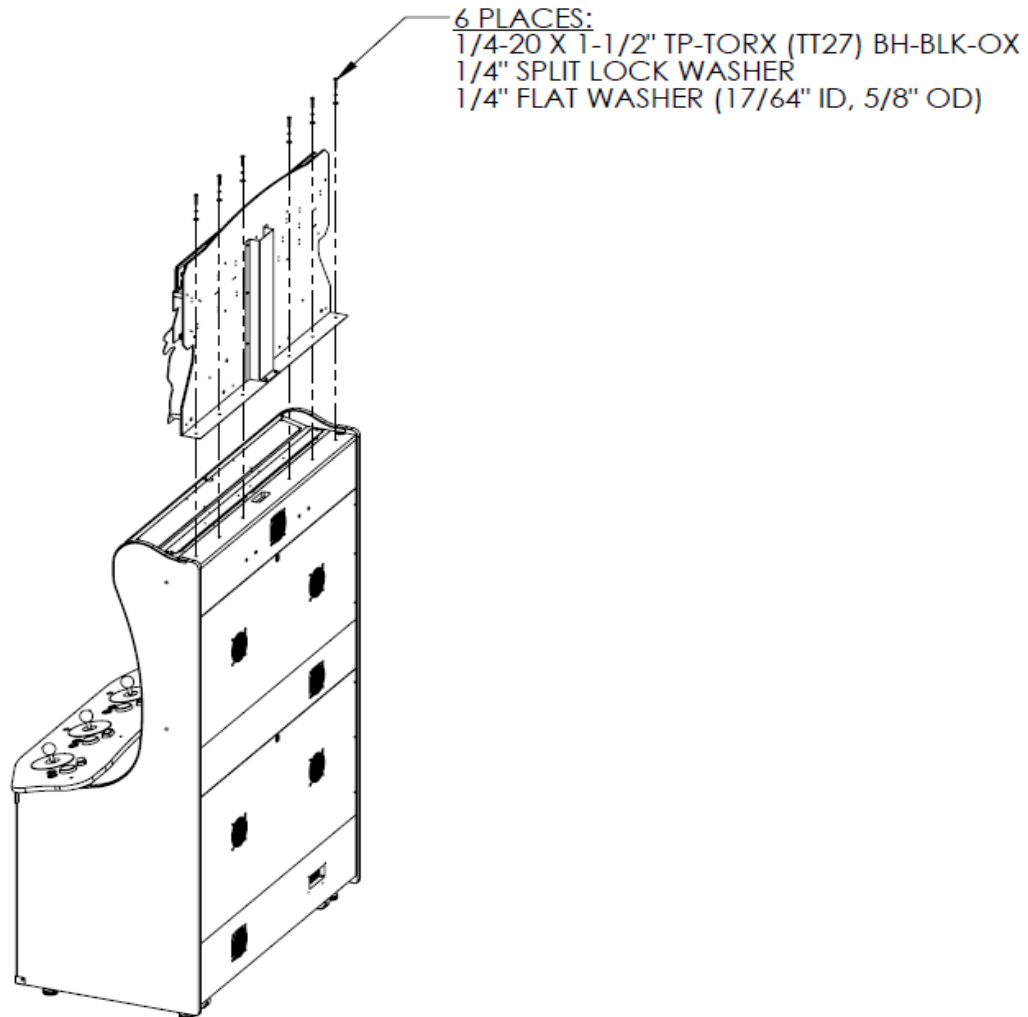


# Teenage Mutant Ninja Turtles™

## 55" Cabinet Assembly

**Note:** 2 people are required, and ladders are recommended. Marquee assembly is **top heavy and can tip over!**

1. Place cabinet in desired floor location. Remove upper back door and carefully place such that it will not fall over or be damaged. Set up ladders next to the cabinet for marquee installation.
2. Locate the marquee assembly as well as the following hardware:
  - a. (6) black tamper proof Torx machine screws, ¼ - 20 thread, 1-1/2" long
  - b. (6) ¼" black split lock washers
  - c. (6) ¼" black flat washers
3. Using a T-27 bit, securely mount the marquee assembly atop the cabinet as shown in the assembly setup diagram, avoiding any pinching/crushing of the wire harness which should pass through the access hole. Connect marquee harness to cabinet harness, accessible through upper door.



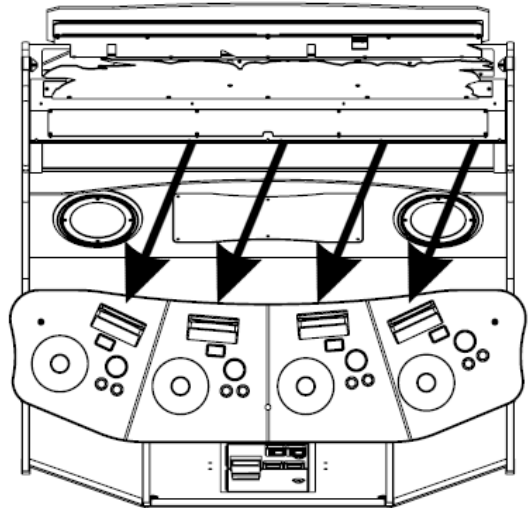
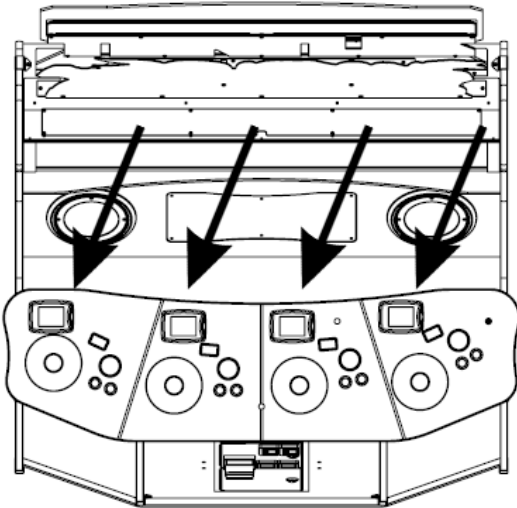
# Teenage Mutant Ninja Turtles™

## Card Reader Installation and Setup

Due to the rising popularity of aftermarket debit card systems for cashless or coinless operation of amusement machines (i.e. Embed, Intercard, Semnox), this Teenage Mutant Ninja Turtles cabinet is equipped with UCL compatible harnessing to ensure that the installation process is easier and less prone to miswiring.

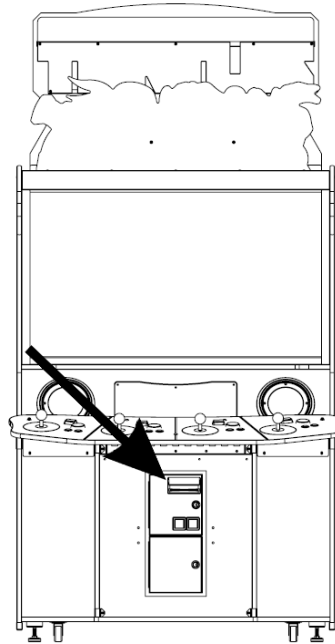
You can choose to use 1 or 4 card readers in the pricing adjustments section of the test menu. It is recommended to use 4 card readers for best results and player access.

There are (4) supplied connections, each located under the control panel near the player positions. There is enough slack to accommodate mounting (4) card readers on the control panel, as shown below, or on the front panels, as each operator desires.



# Teenage Mutant Ninja Turtles™

If only (1) card reader will be used, it is recommended that the card reader be mounted to the coin door as shown below, using either the Player 2 or Player 3 UCL connector due to their proximity to coin door, although any UCL connection can be used for games equipped with only (1) card reader.



## Check Electrical Settings

1. Verify the voltage in the nearest AC outlet.
2. Verify the AC outlet ground connection is present and working.

## Startup Game

1. Plug the line cord into an AC outlet.
2. Turn the main cabinet power switch on.
3. Verify the game and all components are operating normally. See *Basic Functional Test on Initial Power Up* in the *Diagnostics and Adjustments* section for the recommended procedure.

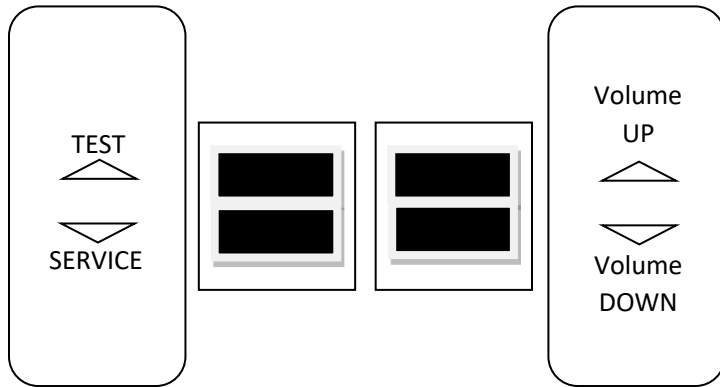
# Teenage Mutant Ninja Turtles™

## Diagnosics and Adjustments

---

The Service Button Panel has four buttons, three of which can navigate the menu system.

The control panel buttons and joysticks can also advance through test menu screens.



Navigating the Test Menu	
Button	Action
TEST/BACK (Not in Test Menu)	Enters Test Menu
TEST/BACK (In Test Menu)	Selects Highlighted Option
SERVICE (On Main Menu)	Exits Test Menu
SERVICE (Not on Main Menu)	Cancels Selection
VOLUME UP	Move Up
VOLUME DOWN	Move Down
Start Buttons	Selects Highlighted Option

An on-screen message acknowledges changes or when you exit a selection without making a change.

### Basic Functional Test on Initial Power Up

See the Diagnostic Section for further information.

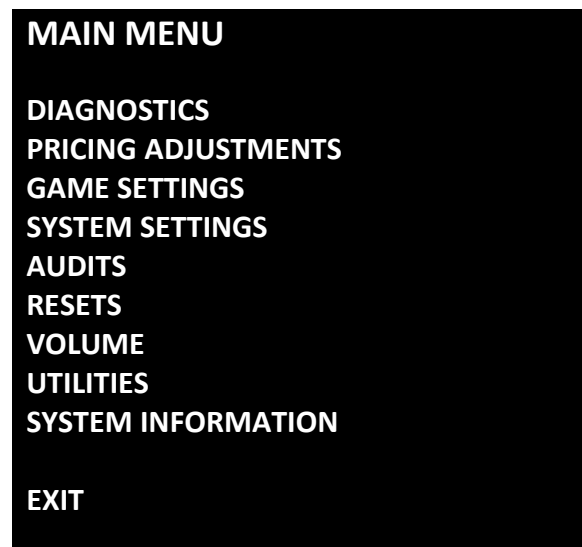
1. Enter the Switch Test menu and verify all switches function.
2. Enter the Sound Test menu and verify the audio works and is not distorted.
3. Enter the Coin Meter Test menu and verify the operation of the coin meter.
4. Enter the Cabinet Lamps Test menu and verify that all cabinet lights work correctly.
5. Enter the Watchdog Test menu, which reboots the game.
6. Upon a successful reboot, you are ready to adjust pricing, volume and other functions found in the Adjustments, Audits, and Diagnostics section.

# Teenage Mutant Ninja Turtles™

## Test Menus

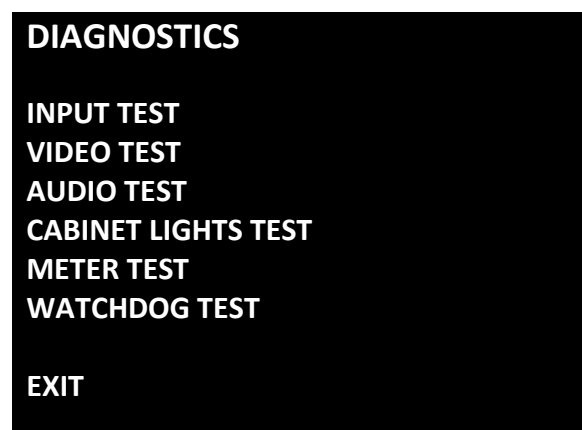
### Main Menu

Choose from all available operator settings and menus here. You can use the test menu bracket and volume buttons to navigate. The joysticks, jump and attack buttons, and start buttons also are available to use for easier navigation through these menus.



### Diagnostics

This menu allows all game functions to be verified or diagnosed. You can improve collections by periodically verifying proper game function and operation. This includes periodic Hard Drive checks to verify that software has not been corrupted or reporting an error.



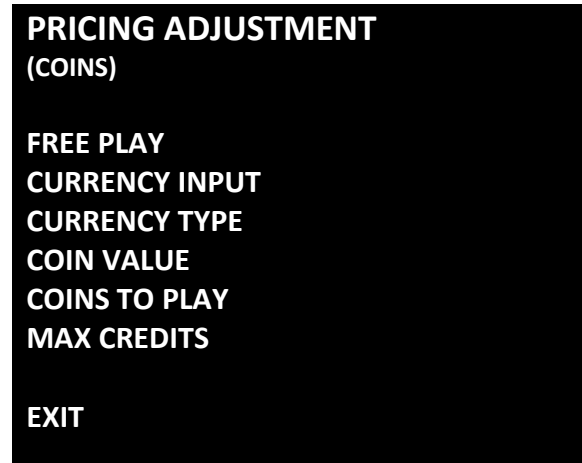
- **Input Test:** Test all the switches on the game
- **Video Test:** Checks color pattern of monitor
- **Audio Test:** Tests audio from speakers
- **Cabinet Lights Test:** Test all cabinet lighting
- **Meter Test:** Tests functionality of “hard meter”
- **Watchdog Test:** Tests functionality of watchdog (if working properly, game will reboot)

# Teenage Mutant Ninja Turtles™

## Pricing Adjustments

This allows customization of coin values, currency denominations, bill pulse, and swipe value.

### Pricing Adjustments: Coins Active (Default)



- **Free Play:** No coins or swipes needed to play
- **Currency Input:** Choose between: Cash, Tokens, or Card Swipes
- **Currency Type:** Choose between: US Dollars, Euros, etc
- **Coin Value:** Money value of a coin
- **Coins To Play:** Number of coins per credit
- **Max Credits:** Adjust the maximum number of credits

### Pricing Adjustments: Swipes Active



- **Free Play:** No coins or swipes needed to play
- **Currency Input:** Choose between: Cash, Tokens, or Card Swipes
- **Currency Type:** Choose between: US Dollars, Euros, etc
- **Swipe Value:** Money value of a swipe
- **Swipes To Play:** Number of swipes per credit (Locked setting at 1 swipe per play)
- **Max Credits:** Adjust the maximum number of credits
- **Number Of Card Readers:** Sets 1 or 4 card readers

# Teenage Mutant Ninja Turtles™

## Pricing Adjustments: Tokens Active

### PRICING ADJUSTMENT

(TOKENS)

FREE PLAY

CURRENCY INPUT

CURRENCY TYPE

COIN VALUE

COINS TO PLAY

MAX CREDITS

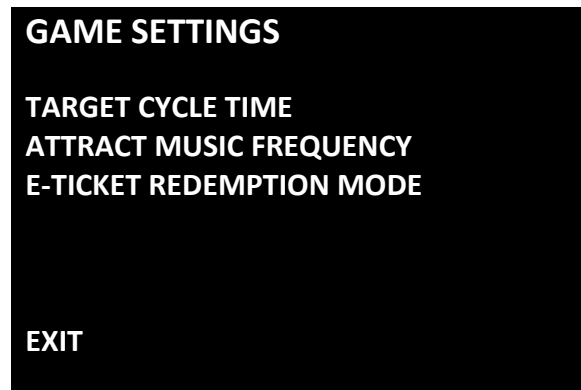
EXIT

- **Free Play:** No coins or swipes needed to play
- **Currency Input:** Choose between: Cash, Tokens, or Card Swipes
- **Currency Type:** Choose between: US Dollars, Euros, etc
- **Coin Value:** Money value of a token.
- **Coins To Play:** Number of tokens per credit
- **Max Credits:** Adjust the maximum number of credits

# Teenage Mutant Ninja Turtles™

## Game Settings

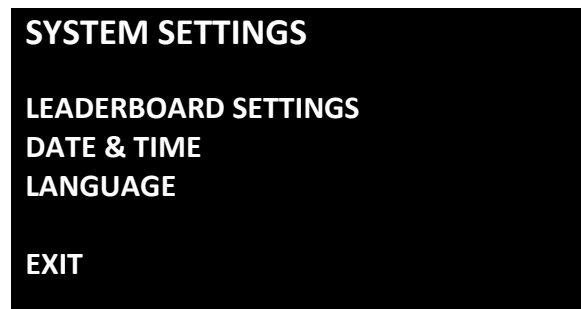
This menu allows for customization of game settings.



- **Target Cycle Time:** Set your targeted cycle time. Game defaults to 120 seconds which is the recommended setting. (Cycle time is the time it takes from the beginning of a player's credit to the end of the player's credit).
- **Attract Music Frequency:** Set how frequently the attract music plays (Always, Never, Occasionally).
- **E-Ticket Redemption Mode: *Four (4) card readers required.*** Converts points in game into tickets (default 2000 points per 1 ticket). There is a separate ticket bonus for beating bosses in the game (default 10 bonus tickets for player who defeats boss. Optional "Fixed Ticket Mode": Set a specific ticket payout for every game played.

## System Settings

This menu allows for customizations of various system settings.



- **Leaderboard Settings:** Allows you to turn high score leaderboards on and off. ON is the default and recommended setting.
- **Date & Time:** Set date & time.
- **Language:** Set game language (default: English).



# Teenage Mutant Ninja Turtles™

## Audits

Audit screens help assess game performance, find intermittent problems, decide whether to adjust game difficulty and free game award and help maximize game earnings.

### AUDITS

SYSTEM AUDITS

COIN AUDITS

GAME AUDITS

EXIT

- **System Audits:** Logged information including boots, resets, game times, and more
- **Coin Audits:** Tracks income related information, coin slot usage, dollar bill usage, and more
- **Game Audits:** Tracks the gameplay habits of your customers. Average scores, bonuses, and more.

## Resets Menu

Resets menu allows for resetting of various settings and adjustments.

### RESETS MENU

RESET CREDITS

RESET PRICING ADJUSTMENTS

RESET GAME ADJUSTMENTS

RESET LEADERBOARDS

RESET GAME AUDITS

RESET SYSTEM AUDITS

RESET COIN AUDITS

RESET ALL AUDITS

FACTORY RESTORE

EXIT

- **Reset Credits:** Reset credits to zero (0)
- **Reset Pricing Adjustments:** Resets pricing to default settings
- **Reset Game Adjustments:** Resets game adjustments to default settings
- **Reset Leaderboards:** Resets leaderboards to default settings
- **Reset Game Audits:** Clears the game audits log file
- **Reset System Audits:** Clears the system audits log file
- **Reset Coin Audits:** Clears the coin audits log file
- **Reset All Audits:** Clears the all audits log files
- **Factory Restore:** Resets system to original factory settings and defaults

# Teenage Mutant Ninja Turtles™

## Volume

<b>VOLUME</b>	
<b>GAME VOLUME</b>	<b>17/30</b>
<b>ATTRACT VOLUME</b>	<b>7/30</b>
<b>CREDIT VOLUME</b>	<b>17/30</b>
<b>MINIMUM VOLUME</b>	<b>17/30</b>
<b>EXIT</b>	

- **Game Volume:** Adjusts the volume level during gameplay
- **Attract Volume:** Adjusts the volume during the attract mode sequences
- **Credit Volume:** Adjusts the volume level of the credit chime only (Independent setting of game and attract volume)
- **Minimum Volume:** Adjusts the minimum floor the volume can be lowered

## Utilities Menu

Allows for copying and viewing of audits and system/error logs.

<b>UTILITIES MENU</b>	
<b>COPY AUDITS, LOGS, &amp; SCORES TO USB</b>	
<b>VIEW MESSAGE LOG</b>	
<b>VIEW ERROR LOG</b>	
<b>EXIT</b>	

- **Copy Audits, Logs, & Scores to USB:** Allows you to download your audits to an easy to read text file (.TXT) on a USB flash drive
- **View Message Log:** Allows you to view the audits without having to save them to USB
- **View Error Log:** Allows you to view the error log without having to save it to USB

## System Information

This screen allows you to see various information about the software and hardware.

- Serial Number
- Software Revision
- Build Date
- Cabinet Type
- Game Template

# Teenage Mutant Ninja Turtles™

## Choosing the Right Pricing Adjustments for Your Location

### Card Swipe Locations

- Make Sure Your Game is Set to **Swipes Mode**:
  1. Hold the Test Button for 2 seconds to enter the Test Menu.
  2. Select “Pricing Adjustments” from the menu.
  3. Select “Currency Input” from the menu.
  4. Select “Swipes to Play” from the menu.
  5. Set “Swipe Value” to the currency equivalent of your swipe, or the payout will be incorrect. **THIS SETTING IS EXTREMELY IMPORTANT!** (Example: If the card swipe is worth \$1.50 in your card system, set the swipe value to \$1.50 as well).

### Coin Locations

- Make Sure Your **Pricing & Coin Value** are Correct:
  1. Hold the Test Button for 2 seconds to enter the Test Menu.
  2. Select “Pricing Adjustments” from the menu.
  3. Select “Coins to Play” and set the desired amount of coins per game of Teenage Mutant Ninja Turtles.
  4. After setting the coins per play, set “Coin Value” to the currency equivalent of your coin, or the payout will be incorrect. **THIS SETTING IS EXTREMELY IMPORTANT!** (Example: If your coin is worth \$0.25, set “Coin Value” to \$0.25 as well).

# Teenage Mutant Ninja Turtles™

## PC Hardware

---

Your Teenage Mutant Ninja Turtles™ uses a HP Elitedesk 705 G3 MT computer with a GeForce GTX 1050 graphics card.

Listed below are the recommended BIOS settings for the computer.

### **NOTE 1**

The computer shipped with the correct BIOS settings. Making changes to the BIOS different from the settings listed below may adversely affect the game's functionality.

### **NOTE 2**

In the event your video card needs to be replaced, any brand of GeForce GTX 1050 will work.



(HP Elitedesk 705 G3 MT)

# Teenage Mutant Ninja Turtles™

## HP Elitedesk 705 G3 MT BIOS

### To Access BIOS Settings:

With the computer powered off, plug a USB keyboard into an open USB slot. Hold the 'F10' key and turn the computer on. Continue holding the F10 key until the BIOS Setup screen appears.

**Note: All settings not listed should remain their default values.**

### Advanced

- Boot Options
  - After Power Loss ..... [POWER ON]
  - UEFI Boot Order: ..... [DISABLE]
  - Legacy Boot Order (defaults):
    - USB
    - SATA CD
    - STATO
    - NETWORK BOOT
- Built-in Device Options
  - Integrated Video: ..... [DISABLE]

**Note: After exiting BIOS settings screen, power cycle the cabinet by using the cabinet's main power switch.**

# Teenage Mutant Ninja Turtles™

## PC Hard Drive Recovery

Symptoms requiring PC hard drive recovery include

- File Test reports bad or missing files.
- Game fails to finish loading during startup.
- After resetting the AC power, an error is reported.
- Erratic Game or Attract Mode.
- The following screen:

### **WARNING!**

**CRC File Missing! Reinstall Software!**

**File Damaged! Reinstall Software!**

**File Missing! Reinstall Software!**

The only way to repair corrupt files is to reinstall the software as described below:

### **COMPUTER**

The computer contains sensitive components. Do not handle roughly. Call your distributor before servicing its internal components. Ask about warranty information as it relates to the PC.

Do **not** use the PC on/off switch. Turn AC power on or off with the cabinet power switch.

Steps to Re-install the software:

(NO DVD Restoration. USB Thumb Drive is used on the *HP Elitedesk 705 G3 MT*)

1. With game and PC on, verify that the RIO board has power. If not, see Troubleshooting.
2. Open the coin door.
3. Insert the recovery USB thumb drive (included in your game) into the USB port on the Test button bracket inside the coin door.
4. Turn cabinet power switch to OFF. Wait 30 seconds.
5. Turn cabinet power switch to ON.
6. Select the *Teenage Mutant Ninja Turtles* restore version from the menu and follow on screen instructions.
7. If recovery does not begin, check to ensure USB Drive is inserted correctly and is not damaged.
8. Initial software loading may take several minutes. Check progress periodically.  
*Do not interrupt power or reset the game during recovery.*
9. When software has been loaded, a message indicates that restore is complete. When instructed to remove USB Drive, wait 15 seconds to remove the drive from the PC.
10. Turn cabinet power switch off and then turn the cabinet on again. Your game will now be restored.

# Teenage Mutant Ninja Turtles™

## Troubleshooting

**Warning:** Review safety chapter before making any adjustments to game.

Problem	Possible Cause	Solution
<b>Game will not power up.</b>	Game not plugged in.	Plug game into AC outlet.
	Game not turned on.	Turn on main power switch.
	Game fuse is blown.	Check and replace fuse. See Specification section for fuse values.
	No power to receptacle.	Test AC outlet and plug game into powered outlet.
	PC BIOS set incorrectly.	See BIOS Settings section.
	Flash Drive Installer is left connected to PC.	Disconnect Flash Drive Installer and power cycle the game.
	Advertising USB flash drive left connected to PC.	Remove USB flash drive and power cycle the game.
<b>Buttons or joysticks do not work.</b>	Faulty micro switch.	Replace the micro switch on the button and re-test. Verify that the wires are connected to the correct spades on the micro switch.
	Faulty wiring.	Disconnect the cabinet from AC power. Verify that all wires are firmly connected to each button and the PCB. Verify that no wires are frayed or improperly shorting to ground. Verify that wires are connected to the correct spades on the micro switches.
	Faulty PCB.	Ensure all connections to PCB are secure. Replace PCB if faulty.

# Teenage Mutant Ninja Turtles™

Problem	Possible Cause	Solution
<b>Neither buttons nor audio work.</b>	PCB connected to faulty USB port (boot message may indicate not detected).	To test a USB port, turn off the game, disconnect the device from the port, and then connect the game dongle to the port. Reboot the game. A No Dongle message indicates the port is bad. If the game starts, the port is working. After the test, reconnect all devices to the correct USB ports and reboot.
<b>No sound or bad sound.</b>	Bad connection.	Check connection to speakers.
	Volume set too low.	Use VOL UP button on Test panel to raise volume.
	Faulty wiring.	Verify all wires are firmly connected to the speakers, PCB, and green computer audio port. Verify that each wire is connected to the correct port and no wires are frayed or improperly shorting to ground.
	Blown speakers.	Remove the grill and inspect each speaker for visible damage. Run the Sound Test from System Tests in the Operator Menu to verify each speaker is working.
	Faulty PCB.	To verify audio is working at the computer, connect stereo headphones to the green computer audio port.
<b>Constant low audio hum.</b>	Faulty power supply.	Check external DC supply and the PC supply.
	Open ground.	Check all ground wires in cabinet. Ensure AC wall outlet is properly grounded



# Teenage Mutant Ninja Turtles™

Problem	Possible Cause	Solution
<p>Game does not load.</p> <p>PC Drive test reports “bad” or “missing” files.</p> <p>Game fails to finish loading.</p> <p>After resetting, game still reports an error.</p> <p>Erratic game mode or attract mode.</p> <p><b>WARNING!</b> Data files Corrupted. (Game Operation May Become Unstable.) Use “Test” Switch to Enter Test Mode and Run “File Test.”</p>	PC hard drive failure.	<p>Recover hard drive.</p> <p>See Flash Installer Document or contact your distributor for the latest software revision.</p>
Game Resets.	Bad file.	Run Flash Installer.
Coin meter does not click during test.	Faulty meter.	Replace coin meter.
	Blown fuse(s) on PCB.	Replace 12vdc 5A fuse(s) on PCB.
	No pulse to meter.	Check wiring from meter to PCB board.
Dongle Not Present.	Dongle missing or disconnected.	Find dongle cable and reseal in USB port.
	Faulty USB port.	Insert dongle cable in different USB port.
Improper number of credits given when coins or bills are inserted.	Incorrect setting in Pricing Adjustments.	Adjust pricing settings.
	Faulty wiring.	Disconnect cabinet from AC power. Verify wires are firmly connected to coin mech and bill validator and ground wires are properly connected. Verify no wires are frayed or shorting to ground.
	Faulty coin mech.	Verify coin mech is not jammed. Ensure coin mech is properly aligned and latched to coin door.

# Teenage Mutant Ninja Turtles™

Problem	Possible Cause	Solution
<b>No Video</b>	PC not turned on.	Turn PC power switch on. Ensure IEC cable tightly plugged in. Trace cable back to source to ensure continuity.
	Video cable not secure.	Check and secure DVI connector to LED controller card. Check and secure DVI or HDMI connector to PC.
<b>Connect RIO Board or RIO Board Missing.</b>	USB cable disconnected.	Check USB connection from PC to RIO board.

# Teenage Mutant Ninja Turtles™

## Technical Support

---

For an authorized distributor near you, check the Raw Thrills website at [www.rawthrills.com](http://www.rawthrills.com)

### **Raw Thrills Technical Support Hotline**

Phone: 1-800-753-2513

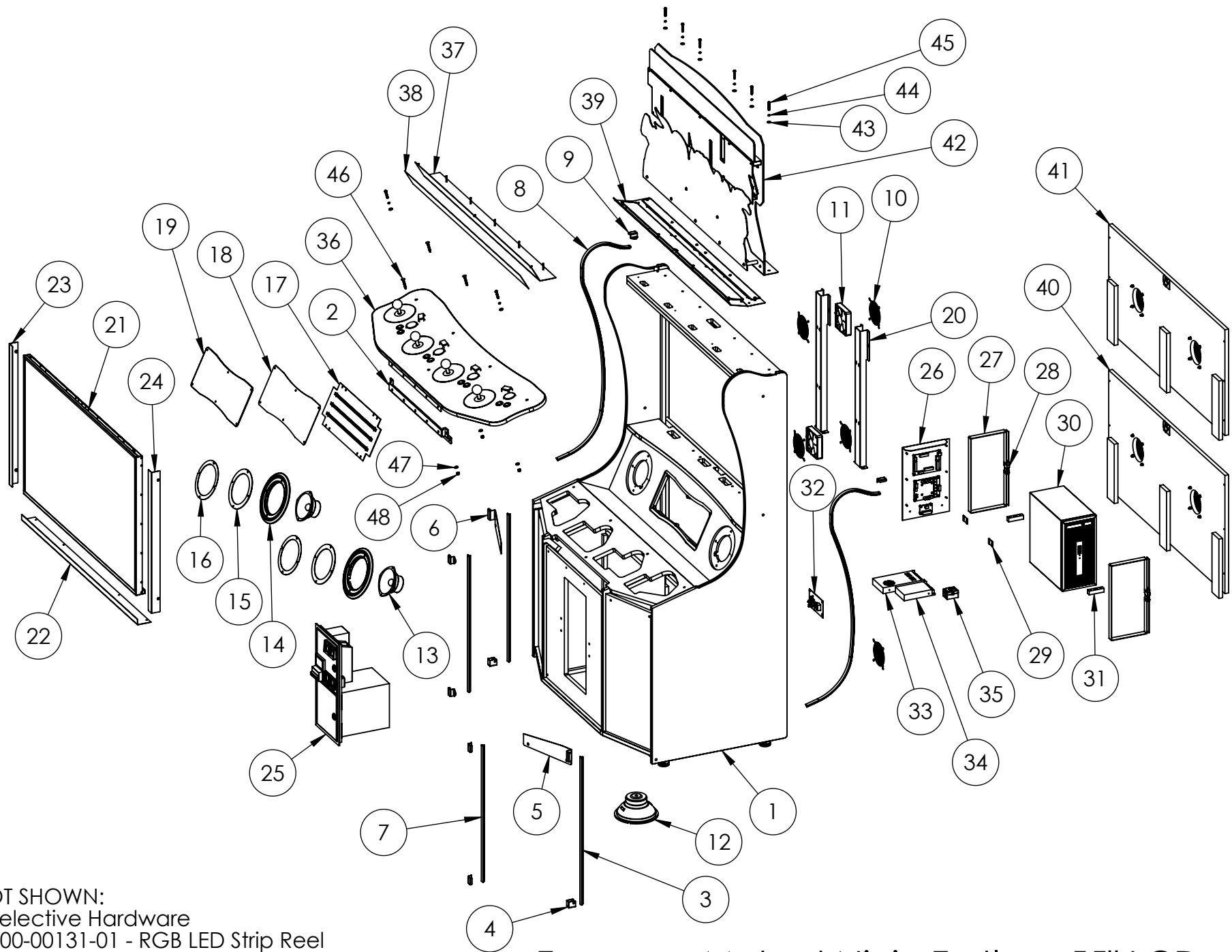
FAX: 1-201-438-5019

Email: [rtsupport@betson.com](mailto:rtsupport@betson.com)

Teenage Mutant Ninja Turtles™

## **Electrical and Mechanical Illustrations**

---



NOT SHOWN:

- > Selective Hardware
- > 500-00131-01 - RGB LED Strip Reel
  - 2X 70CM / 42 LEDs (installed in #7)
  - 2X 75CM / 45 LEDs (installed in #3)
  - 2X 140CM / 84 LEDs (installed in #8)

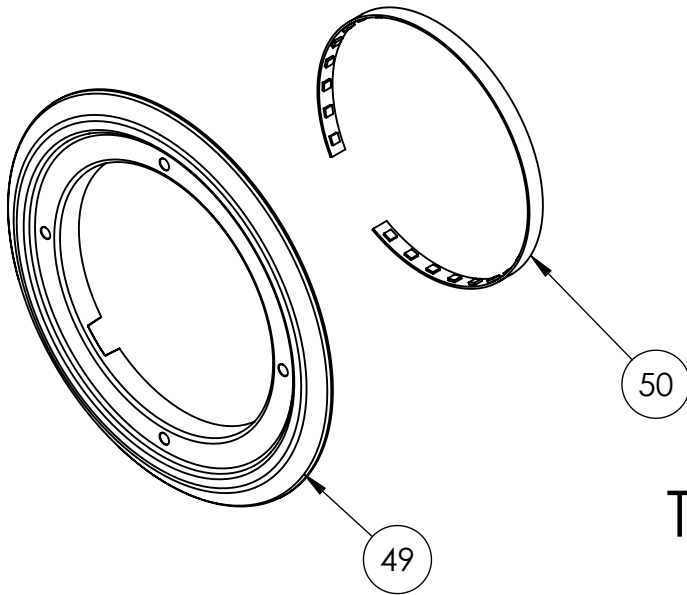
Teenage Mutant Ninja Turtles - 55" LCD  
(BOM on next page)





ITEM NO.	PART NUMBER	DESCRIPTION	QTY.
1	601-00805-01	TMNT 55" Cabinet	1
2	600-02143-01	Hinge Mount Bracket	1
3	603-00718-01 (29.75in)	LED T-Molding Extrusion - 29.75"	2
4	600-02039-01	LED T-Molding Corner Clip	2
5	600-02037-01	LED T-Molding Angled Plate Right	1
6	600-02038-01	LED T-Molding Angled Plate Left	1
7	603-00718-01 (27.5in)	LED T-Molding Extrusion - 27.5"	2
8	603-00718-01 (55.625in)	LED T-Molding Extrusion - 55.625"	2
9	600-01942-01	LED T-Molding Clip	6
10	800-00001-00	120mm Wire Fan Guard	5
11	820-00001-00	Cooling Fan (standard size): 12VDC, 3W, 80CFM	2
12	2-1-18-00-00-000	8" Woofer, 4 Ohm, Poly-Mica Cone (Goldwood)	1
13	2-1-10-00-00-000	5.25", 8 Ohm Full Range Speaker (Goldwood)	2
14	TMNT_Speaker_Bezel_Assy	Speaker Bezel Sub-Assembly	2
15	600-02041-01	Sewer Speaker Grill	2
16	606-01346-01	Speaker Decal	2
17	TMNT_Mini_Marquee_Backlight_Assy	Mini Marquee LED Sub-Assembly	1
18	606-01330-01	Mini Marquee Translite	1
19	600-02043-01	Mini Marquee Lens PETG	1
20	600-01482-01	LCD Mounting Strut	2
21	809-00012-01	55" Open Frame LCD (with glass)	1
22	600-02091-01	Bottom Monitor Bracket	1
23	600-02092-01	Left Monitor Frame Bracket	1
24	600-02093-01	Right Monitor Frame Bracket	1
25	800-00005-01	Mid-Width Coin Door Assembly (Suzo-Happ)	1
26	TMNT_RIO2_Assembly	RIO2 Assembly w/ Mounting Plate	1
27	McMaster-Carr - 87425K76	Nylon Fabric Strip, Black, 1" Wide, .08" Thick (56" Length)	2
28	McMaster-Carr - 29705T86	Plastic Buckle, Black, Squeeze-Release, NO-Sew, for 1" Webbing	2
29	600-00891-01	Securing Nylon Strap Plate	2
30	850-00025-01	HP 705 G3 MT (310-0001-01: GTX 1050 Video Card)	1
31	601-00580-01	PC Wood Cleat	2
32	AC_Plate_Assy	AC Power Plate Assembly	1
33	500-00193-01	RSP-320-12: 320W, 12V PFC Dual Voltage Power Supply	1
34	330-00004-01	LRS-150F-12: 1500W, 12V Dual Voltage Power Supply	1
35	800-00040-01	Solid State Relay - 6210AXXSZS-DC3 / 6210DSX-1 (Magnecraft)	1
36	TMNT_CP_Assy	Control Panel Sub-Assembly	1
37	600-02055-01	Marquee Front Bracket	1
38	606-01341-01	Marquee Front Decal	1
39	TMNT_Marquee_LED_Light_Assy	Marquee Uplighting LED Sub-Assembly	1
40	TMNT_Lower_Back_Door_Assy	Lower Back Door Sub-Assembly	1
41	TMNT_Upper_Back_Door_Assy	Upper Back Door Sub-Assembly	1
42	TMNT_Marquee_Assy	Marquee Sub-Assembly	1
43	McMaster-Carr - 97416A119	Black-Oxide Steel SAE Flat Washer for 1/4" Screw Size, 0.281" ID, 0.625" OD	8
44	McMaster-Carr - 93711A500	Black-Oxide 18-8 Stainless Steel Split Lock Washer for 1/4" Socket Head Screws, 0.26" ID, 0.363" OD	8
45	McMaster-Carr - 96075A231	Black-Oxide Alloy Steel Tamper-Resistant Torx Rounded Head Screws, 1/4"-20 Thread Size, 1-1/2" Long	8
46	McMaster-Carr - 90185A550	Grade 5 Steel Square-Neck Carriage Bolt, Medium-Strength, 1/4"-20 Thread Size, 2" Long, PAINT BLACK	3
47	McMaster-Carr - 90126A029	Zinc-Plated Steel SAE Washer for 1/4" Screw Size, 0.281" ID, 0.625" OD	3
48	McMaster-Carr - 90675A029	Steel Locknut with External-Tooth Lock Washer, Zinc-Plated, 1/4"-20 Thread Size	3

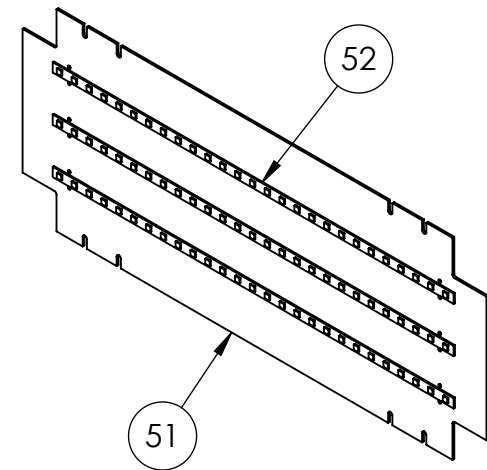
ITEM NO.	PART NUMBER	DESCRIPTION	QTY.
49	603-00847-01	Speaker Bezel	1
50	500-00232-01 (45 CM)	Green Flexible LED Tape w/ FOAM	1



## Teenage Mutant Ninja Turtles (55'') Speaker Bezel Sub-Assembly

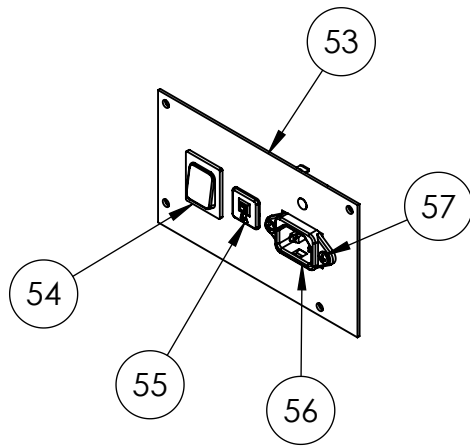


ITEM NO.	PART NUMBER	DESCRIPTION	QTY.
51	600-02042-01	Mini Marquee LED Panel	1
52	500-00162-01 (45 CM)	White Flexible LED Tape, w/ FOAM	3



## Teenage Mutant Ninja Turtles (55'') Mini Marquee LED Sub-Assembly

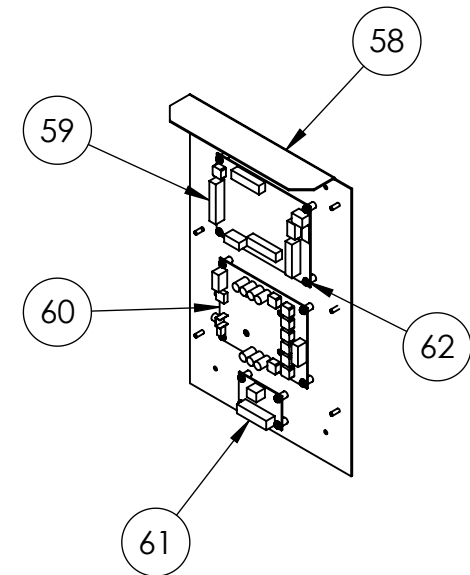
ITEM NO.	PART NUMBER	DESCRIPTION	QTY.
53	600-01681-01	AC Electronics Plate	1
54	1832.3312	Rocker Switch (DPST): 250VAC, 16A (Marquardt)	1
55	T9-611P-6	Thermal Circuit Breaker: 240VAC, 6A, Snap-in, Fuseholder, 1-Pole (Schurter)	1
56	703W-00/08	AC Receptacle: 250V, 15A (Qualtek)	1
57	McMaster-Carr - 90272A146	Steel Phillips Rounded Head Screws, 6-32 Thread Size, 3/8" Long	2



## Teenage Mutant Ninja Turtles (55") AC Power Plate Assembly



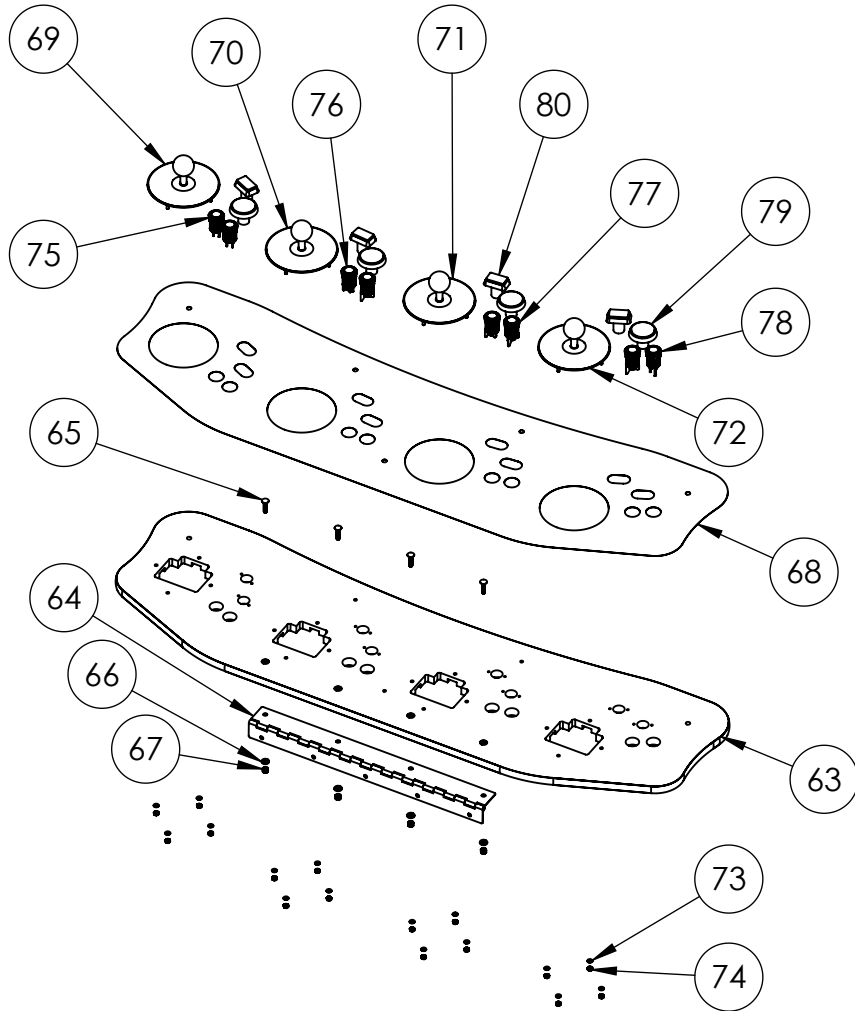
ITEM NO.	PART NUMBER	DESCRIPTION	QTY.
58	600-02049-01	RIO2 Mounting Plate	1
59	500-00199-05	RIO2 PCB	1
60	500-00212-03	RIO2 Audio Amplifier PCB	1
61	500-00218-02	8x5 Diode Matrix PCB	1
62	McMaster-Carr - 90316A192	Stainless Steel Flanged Hex Head Screws with Slotted Drive, 8-32 Thread Size, 3/8" Long	12



## Teenage Mutant Ninja Turtles (55") RIO2 Assembly w/ Mounting Plate



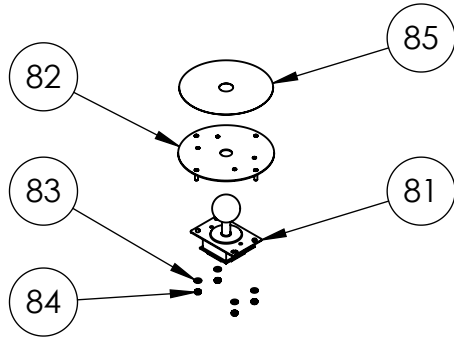
ITEM NO.	PART NUMBER	DESCRIPTION	QTY.
63	601-00806-01	Control Panel	1
64	600-02145-01	Control Panel Access Hinge	1
65	Special Order Hardware (not available at McMaster-Carr)	Flat Head Carriage Bolt, 1/4"-20 Thread Size, 1-1/4" Length	4
66	McMaster-Carr - 90126A029	Zinc-Plated Steel SAE Washer for 1/4" Screw Size, 0.281" ID, 0.625" OD	4
67	McMaster-Carr - 90640A129	Low-Strength Steel Nylon-Insert Locknut, Zinc-Plated, 1/4"-20 Thread Size	4
68	606-01339-01	Control Panel Decal	1
69	TMNT_Joystick_Assy - P1	P1 Joystick Sub-Assembly	1
70	TMNT_Joystick_Assy - P2	P2 Joystick Sub-Assembly	1
71	TMNT_Joystick_Assy - P3	P3 Joystick Sub-Assembly	1
72	TMNT_Joystick_Assy - P4	P4 Joystick Sub-Assembly	1
73	McMaster-Carr - 96765A125	Black-Oxide 18-8 Stainless Steel Washer for Number 10 Screw Size, 0.203" ID, 0.438" OD	16
74	McMaster-Carr - 90675A195	Steel Locknut with External-Tooth Lock Washer, Zinc- Plated, 10-32 Thread Size	16
75	702-00080-01	Blue LED Pushbutton (.187 Gold MS, 6V White LED)	2
76	702-00081-01	Orange LED Pushbutton (.187 Gold MS, 6V White LED)	2
77	702-00082-01	Purple LED Pushbutton (.187 Gold MS, 6V White LED)	2
78	702-00083-01	Red LED Pushbutton (.187 Gold MS, 6V White LED)	2
79	702-00078-01	Large Round GREEN IPB (.187 Gold MS, 6V White LED) w/ "TURTLE POWER" legend	4
80	702-00079-01	Large Rectangular WHITE IPB (.187 Gold MS, 6V White LED) w/ "START" legend	4



## Teenage Mutant Ninja Turtles (55") Control Panel Sub-Assembly

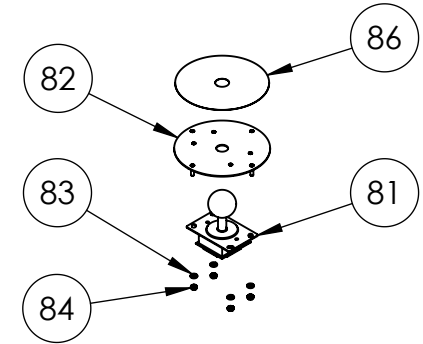


ITEM NO.	PART NUMBER	DESCRIPTION	QTY.
81	800-00062-01	RGB LED Joystick w/ Clear Plastic Shaft Sleeve & Bubble Ball: JS-EPCM-BU-35-CW-CT (Jyuee Ang)	1
82	600-02047-01	Joystick Plate	1
83	McMaster-Carr - 90126A512	Zinc-Plated Steel SAE Washer for Number 8 Screw Size, 0.188" ID, 0.438" OD	4
84	McMaster-Carr - 90675A009	Steel Locknut with External-Tooth Lock Washer, Zinc-Plated, 8-32 Thread Size, 11/32" Wide	4
85	606-01342-01	TMNT - P1 Joystick Decal	1



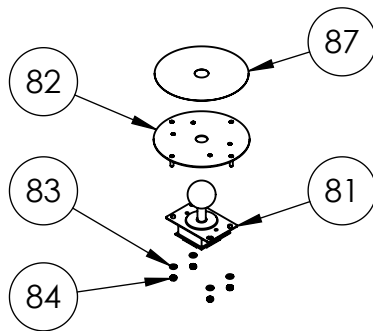
Teenage Mutant Ninja Turtles (55")  
P1 Joystick Sub-Assembly

ITEM NO.	PART NUMBER	DESCRIPTION	QTY.
81	800-00062-01	RGB LED Joystick w/ Clear Plastic Shaft Sleeve & Bubble Ball: JS-EPCM-BU-35-CW-CT (Jyuee Ang)	1
82	600-02047-01	Joystick Plate	1
83	McMaster-Carr - 90126A512	Zinc-Plated Steel SAE Washer for Number 8 Screw Size, 0.188" ID, 0.438" OD	4
84	McMaster-Carr - 90675A009	Steel Locknut with External-Tooth Lock Washer, Zinc-Plated, 8-32 Thread Size, 11/32" Wide	4
86	606-01343-01	TMNT - P2 Joystick Decal	1



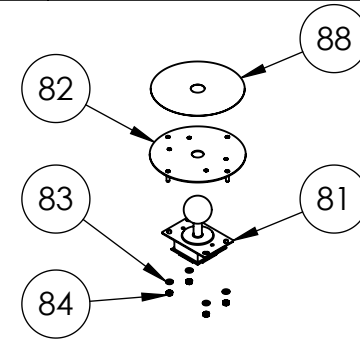
Teenage Mutant Ninja Turtles (55")  
P2 Joystick Sub-Assembly

ITEM NO.	PART NUMBER	DESCRIPTION	QTY.
81	800-00062-01	RGB LED Joystick w/ Clear Plastic Shaft Sleeve & Bubble Ball: JS-EPCM-BU-35-CW-CT (Jyuee Ang)	1
82	600-02047-01	Joystick Plate	1
83	McMaster-Carr - 90126A512	Zinc-Plated Steel SAE Washer for Number 8 Screw Size, 0.188" ID, 0.438" OD	4
84	McMaster-Carr - 90675A009	Steel Locknut with External-Tooth Lock Washer, Zinc-Plated, 8-32 Thread Size, 11/32" Wide	4
87	606-01344-01	TMNT - P3 Joystick Decal	1



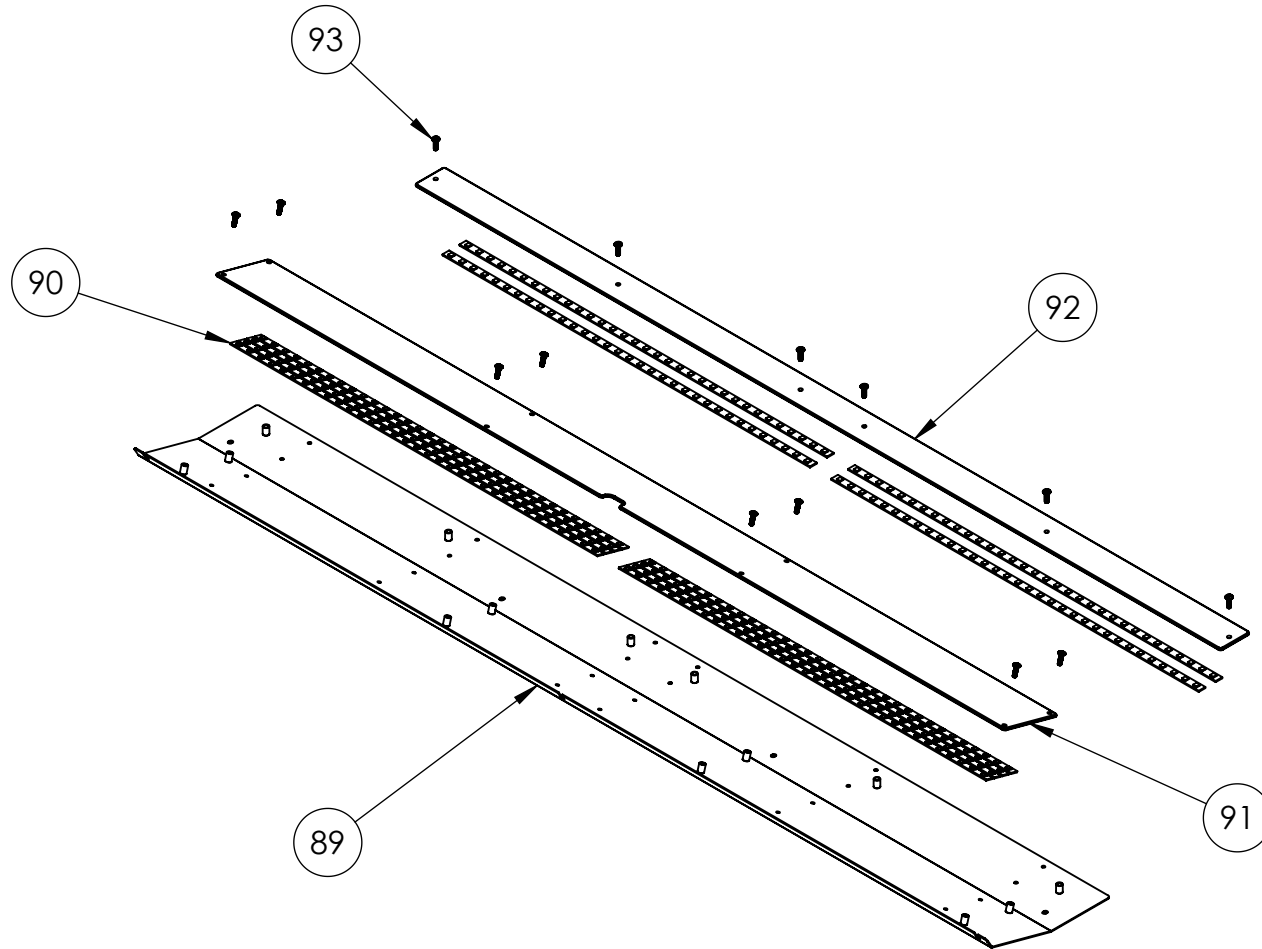
Teenage Mutant Ninja Turtles (55")  
P3 Joystick Sub-Assembly

ITEM NO.	PART NUMBER	DESCRIPTION	QTY.
81	800-00062-01	RGB LED Joystick w/ Clear Plastic Shaft Sleeve & Bubble Ball: JS-EPCM-BU-35-CW-CT (Jyuee Ang)	1
82	600-02047-01	Joystick Plate	1
83	McMaster-Carr - 90126A512	Zinc-Plated Steel SAE Washer for Number 8 Screw Size, 0.188" ID, 0.438" OD	4
84	McMaster-Carr - 90675A009	Steel Locknut with External-Tooth Lock Washer, Zinc-Plated, 8-32 Thread Size, 11/32" Wide	4
88	606-01345-01	TMNT - P4 Joystick Decal	1



Teenage Mutant Ninja Turtles (55")  
P4 Joystick Sub-Assembly

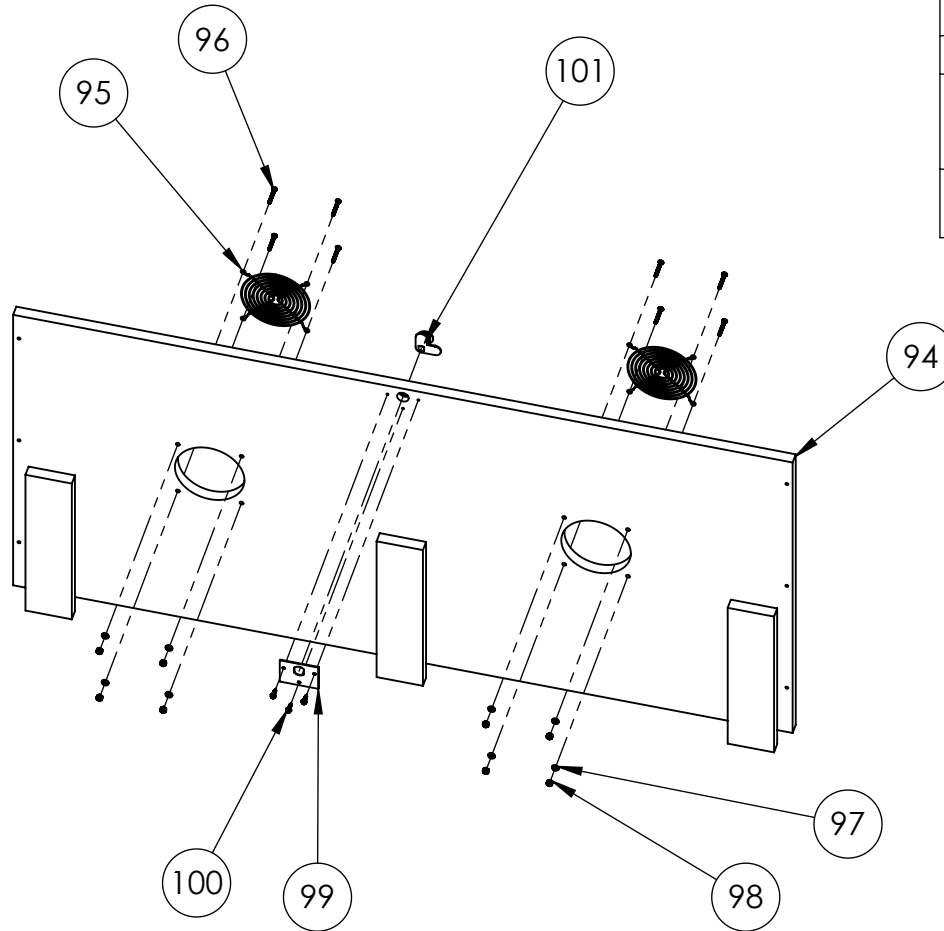
ITEM NO.	PART NUMBER	DESCRIPTION	QTY.
89	600-02144-01	Marquee LED Bracket	1
90	500-00162-01 (55 CM)	White Flexible LED Tape, w/ FOAM	12
91	600-02057-01	Marquee Front Light Lens PETG	1
92	600-02053-01	Marquee Light Lens PETG	1
93	McMaster-Carr - 91249A194	Black-Oxide 18-8 Stainless Steel Pan Head Phillips Screws, 8-32 Thread, 1/2" Long	14



Teenage Mutant Ninja Turtles (55")  
Marquee Uplighting LED Sub-Assembly



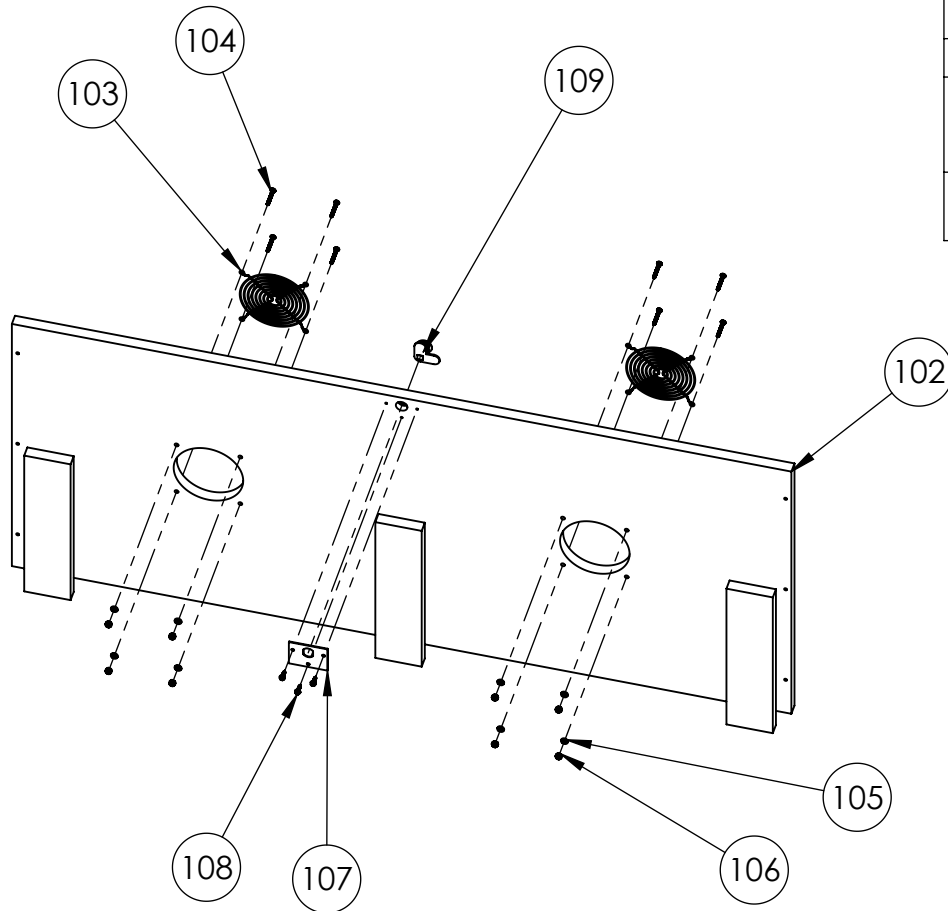
ITEM NO.	PART NUMBER	DESCRIPTION	QTY.
94	601-00808-01	Lower Back Door	1
95	800-00001-00	120mm Wire Fan Guard	2
96	McMaster-Carr - 90272A201	Steel Phillips Rounded Head Screws, 8-32 Thread Size, 1-1/4" Long	8
97	McMaster-Carr - 90126A009	Zinc-Plated Steel SAE Washer for Number 8 Screw Size, 0.188" ID, 0.438" OD	8
98	McMaster-Carr - 90631A009	Low-Strength Steel Nylon-Insert Locknut, Zinc-Plated, 8-32 Thread Size	8
99	600-00043-01	Lock Retainer Plate	1
100	McMaster-Carr - 90054A196	Flanged Hex Head Screws for Sheef Metal, Zinc-Plated Steel, Number 8 Size, 5/8" Long	3
101	150-00001-00	Standard Door Lock Assembly (for 3/4" Panels)	1



Teenage Mutant Ninja Turtles (55")  
Lower Back Door Sub-Assembly

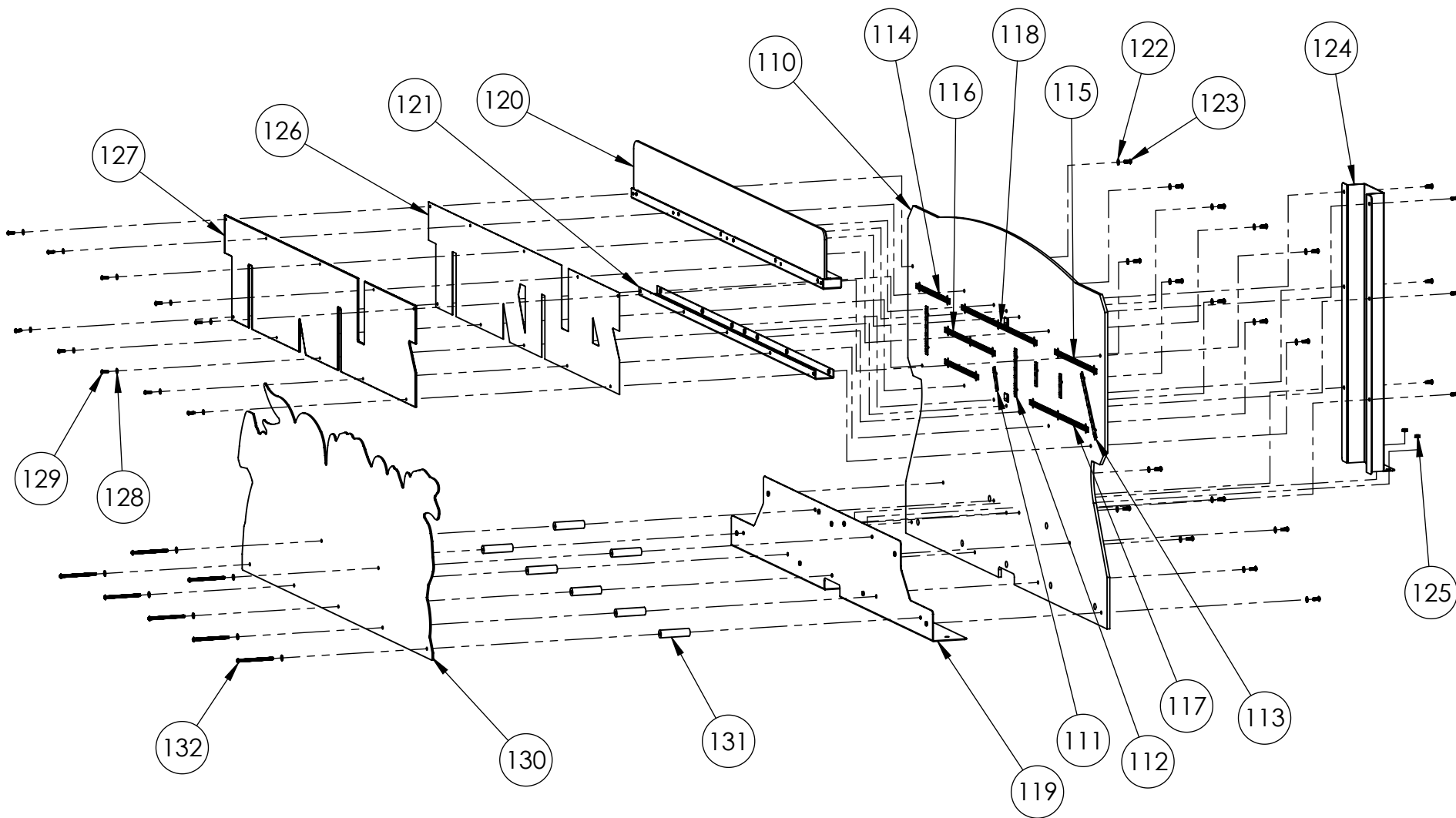


ITEM NO.	PART NUMBER	DESCRIPTION	QTY.
102	601-00809-01	Upper Back Door	1
103	800-00001-00	120mm Wire Fan Guard	2
104	McMaster-Carr - 90272A201	Steel Phillips Rounded Head Screws, 8-32 Thread Size, 1-1/4" Long	8
105	McMaster-Carr - 90126A009	Zinc-Plated Steel SAE Washer for Number 8 Screw Size, 0.188" ID, 0.438" OD	8
106	McMaster-Carr - 90631A009	Low-Strength Steel Nylon-Insert Locknut, Zinc-Plated, 8-32 Thread Size	8
107	600-00043-01	Lock Retainer Plate	1
108	McMaster-Carr - 90054A196	Flanged Hex Head Screws for Sheet Metal, Zinc-Plated Steel, Number 8 Size, 5/8" Long	3
109	150-00001-00	Standard Door Lock Assembly (for 3/4" Panels)	1



Teenage Mutant Ninja Turtles (55")  
Upper Back Door Sub-Assembly





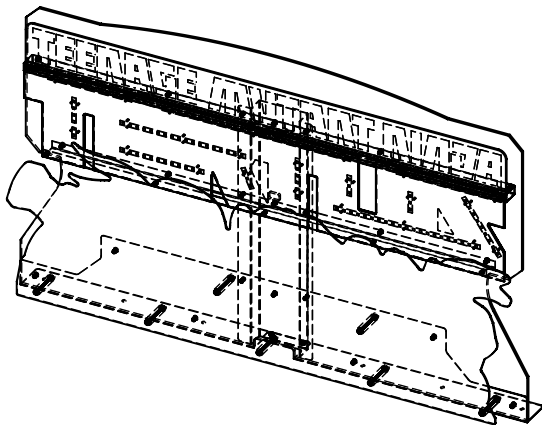
Teenage Mutant Ninja Turtles (55")  
 Marquee Sub-Assembly  
 (BOM on next page)



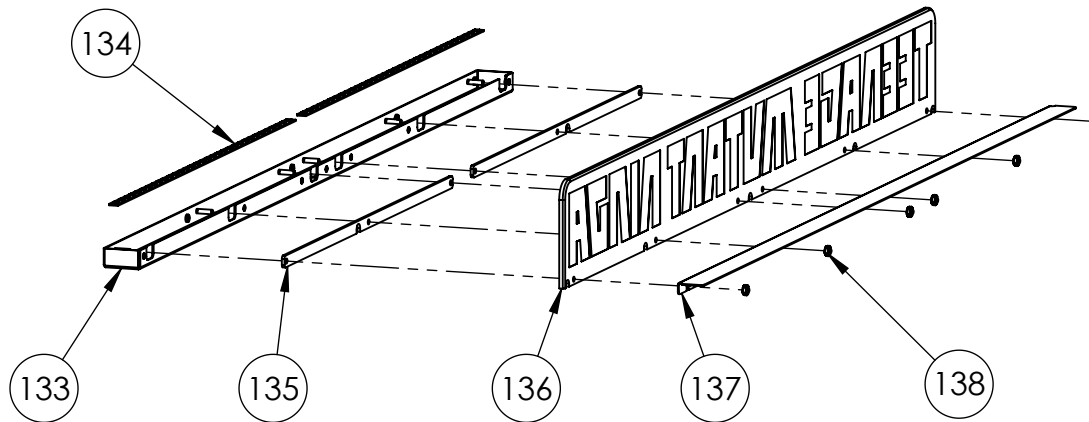


# Teenage Mutant Ninja Turtles (55") - Marquee Sub-Assembly: BOM

ITEM NO.	PART NUMBER	DESCRIPTION	QTY.
110	606-01470-01	Printed Marquee Backboard	1
111	500-00162-01 (5 CM)	White Flexible LED Tape, w/ FOAM	3
112	500-00162-01 (10 CM)	White Flexible LED Tape, w/ FOAM	2
113	500-00162-01 (15 CM)	White Flexible LED Tape, w/ FOAM	1
114	500-00162-01 (20 CM)	White Flexible LED Tape, w/ FOAM	2
115	500-00162-01 (25 CM)	White Flexible LED Tape, w/ FOAM	1
116	500-00162-01 (30 CM)	White Flexible LED Tape, w/ FOAM	1
117	500-00162-01 (35 CM)	White Flexible LED Tape, w/ FOAM	1
118	500-00162-01 (45 CM)	White Flexible LED Tape, w/ FOAM	1
119	600-02051-01	Marquee Mounting Bracket	1
120	TMNT_Logo_Assy	Acrylic Logo Sub-Assembly	1
121	600-02147-01	Lower Logo Bracket	1
122	McMaster-Carr - 96765A125	Black-Oxide 18-8 Stainless Steel Washer for Number 10 Screw Size, 0.203" ID, 0.438" OD	24
123	McMaster-Carr - 96075A187	Alloy Steel Tamper-Resistant Button Head Torx Screws, 10-32 Thread, 1/2" Long	23
124	600-02149-01	Marquee Rear Support Bracket	1
125	McMaster-Carr - 90675A195	Steel Locknut with External-Tooth Lock Washer, Zinc-Plated, 10-32 Thread Size	2
126	606-01331-01	Logo Translite	1
127	600-02148-01	Logo Lens PETG	1
128	McMaster-Carr -96765A120	Black-Oxide 18-8 Stainless Steel Washer for Number 8 Screw Size, 0.172" ID, 0.375" OD	10
129	McMaster-Carr - 96075A139	Black-Oxide Alloy Steel Tamper-Resistant Torx Rounded Head Screws, 8-32 Thread Size, 1/2" Long	10
130	606-01471-01	Printed Turtles Panel	1
131	McMaster-Carr - 94639A611	Nylon Unthreaded Spacer, 5/8" OD, 2-1/2" Length, for Number 10 Screw Size	7
132	McMaster-Carr - 91255A030	Button Head Hex Drive Screw, Black-Oxide Alloy Steel, 10-32 Thread, 3" Long	7



ITEM NO.	PART NUMBER	DESCRIPTION	QTY.
133	600-02052-01	Logo Support Bracket	1
134	500-00162-01 (55 CM)	White Flexible LED Tape, w/ FOAM	2
135	600-02063-01	Logo Front Blocker Panel	2
136	603-00848-01	Logo Acrylic	1
137	600-02146-01	Logo Blocker Bracket	1
138	McMaster-Carr - 90675A195	Steel Locknut with External-Tooth Lock Washer, Zinc-Plated, 10-32 Thread Size	6

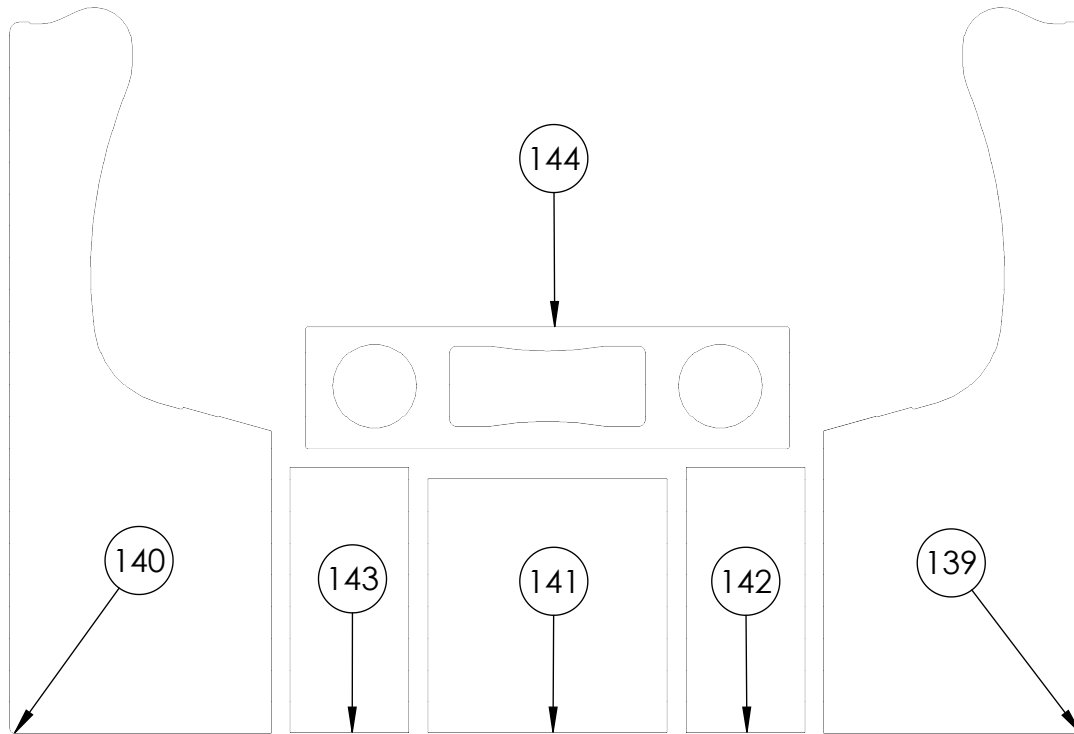


## Teenage Mutant Ninja Turtles (55") Acrylic Logo Sub-Assembly



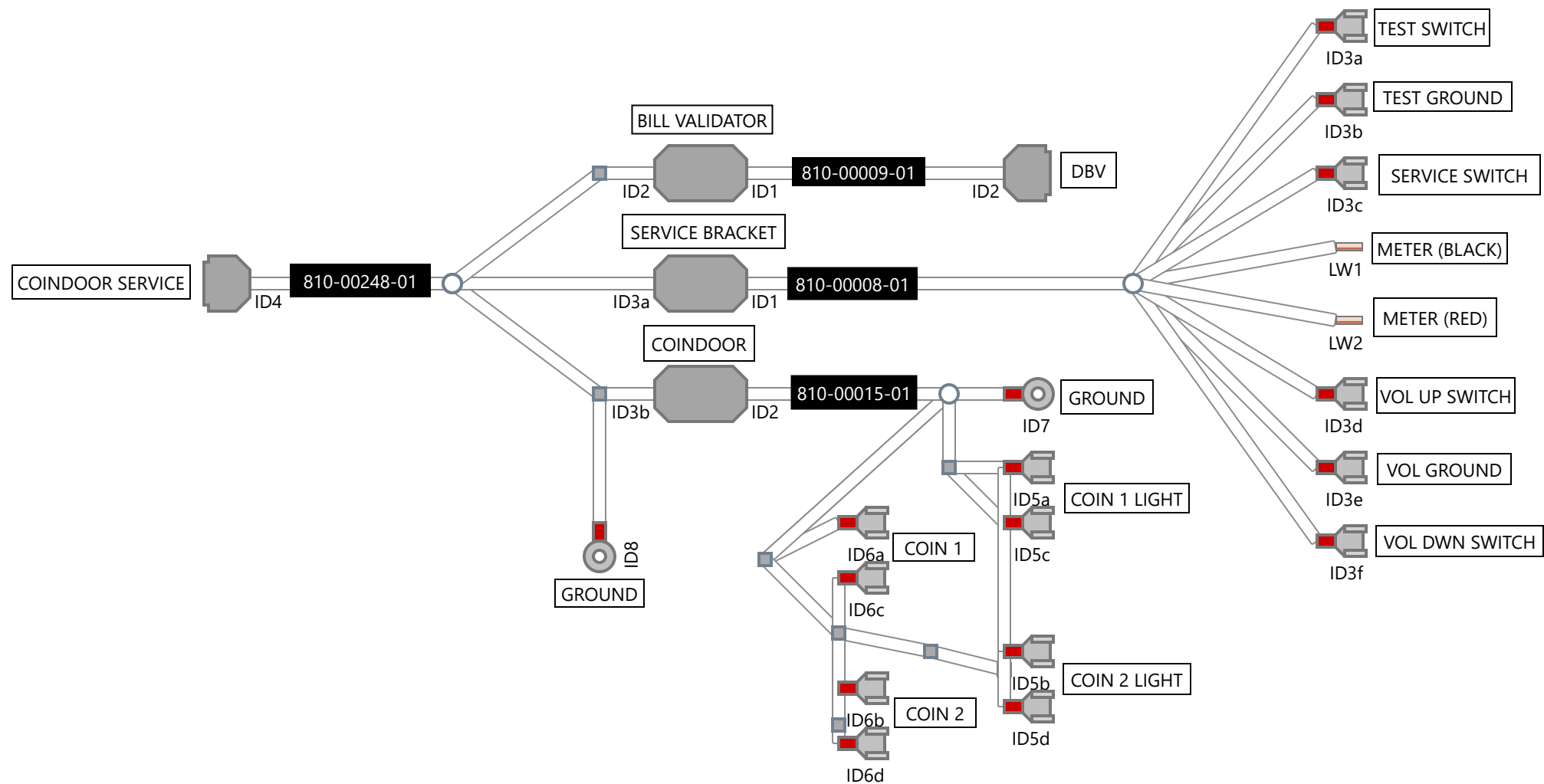


ITEM NO.	PART NUMBER	DESCRIPTION	QTY.
139	606-01333-01	Right Side Panel Decal	1
140	606-01334-01	Left Side Panel Decal	1
141	606-01335-01	Front Panel Decal	1
142	606-01336-01	Front Right Decal	1
143	606-01337-01	Front Left Decal	1
144	606-01348-01	Speaker Panel Decal	1




## Teenage Mutant Ninja Turtles (55") Cabinet Decals



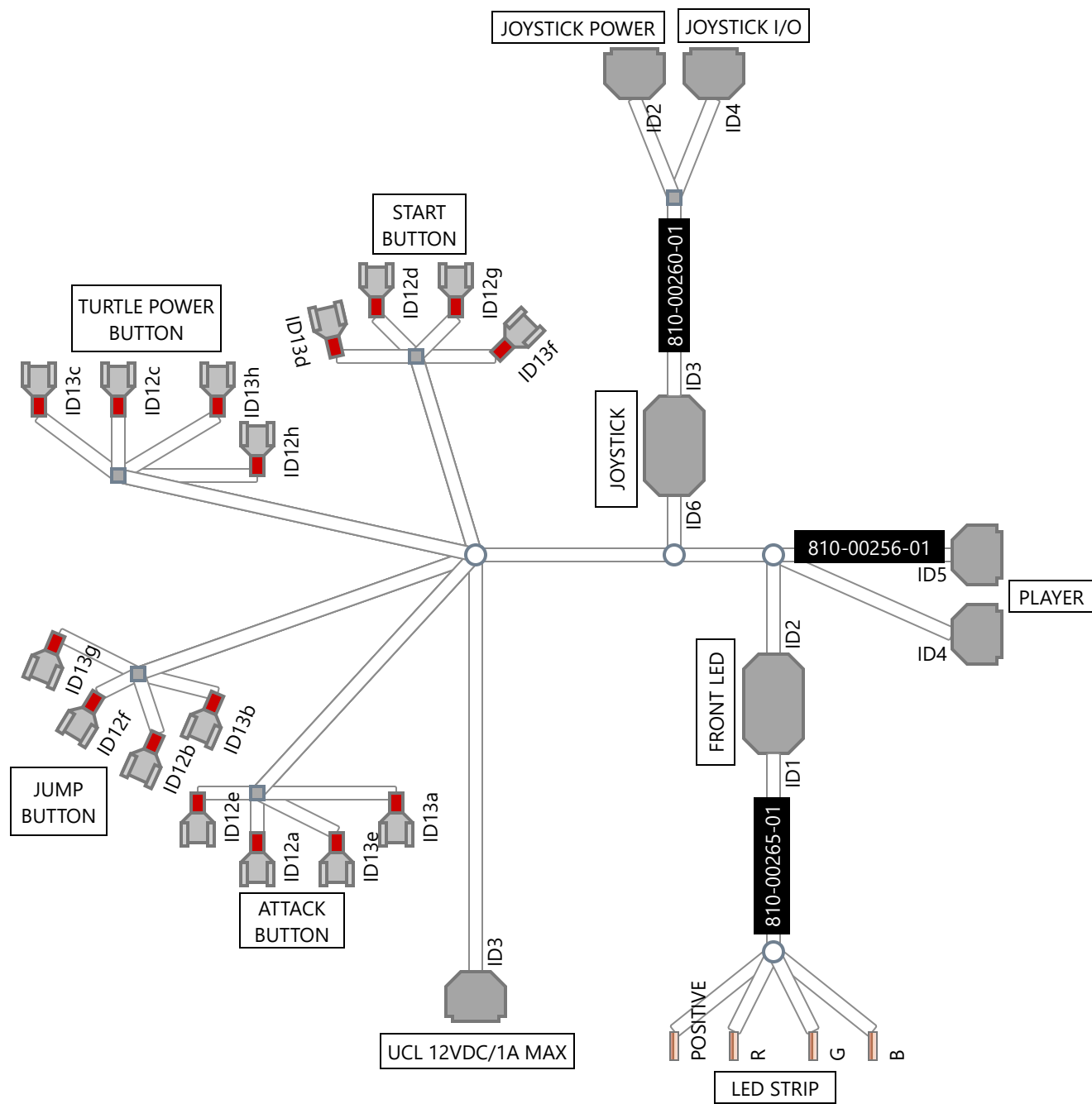


NOT TO SCALE

Specification		NOT TO SCALE		 <b>Raw Thrills, Inc.</b> 5441 Fargo Ave. Skokie, IL 60077 USA rawthrills.com tel: 847.679.8373 fax: 847.679.8538
[1] All dimensions are inches (SAE) unless otherwise noted.	[4] All applicable components must be RoHS compliant (EU and China).	Name	Date	
[2] Wire length tolerance: ----	[5] No part substitutions without written authorization.	Drawn By	MARSDEN	5/17/2018
[3] Strip lengths as specified by terminal datasheet unless otherwise noted.	[6] Connector views are insertion side.	Eng Approved	----	----
Title	TMNT COINDOOR SERVICE SYSTEM LAYOUT	Part Number	N/A	
Description	TMNT COINDOOR SERVICE SYSTEM LAYOUT	Revision	A	
		Mfg Approved	----	----

This document contains confidential and proprietary information that cannot be reproduced or divulged, in whole or in part, without written authorization from Raw Thrills, Inc.

NOT TO SCALE



Specification

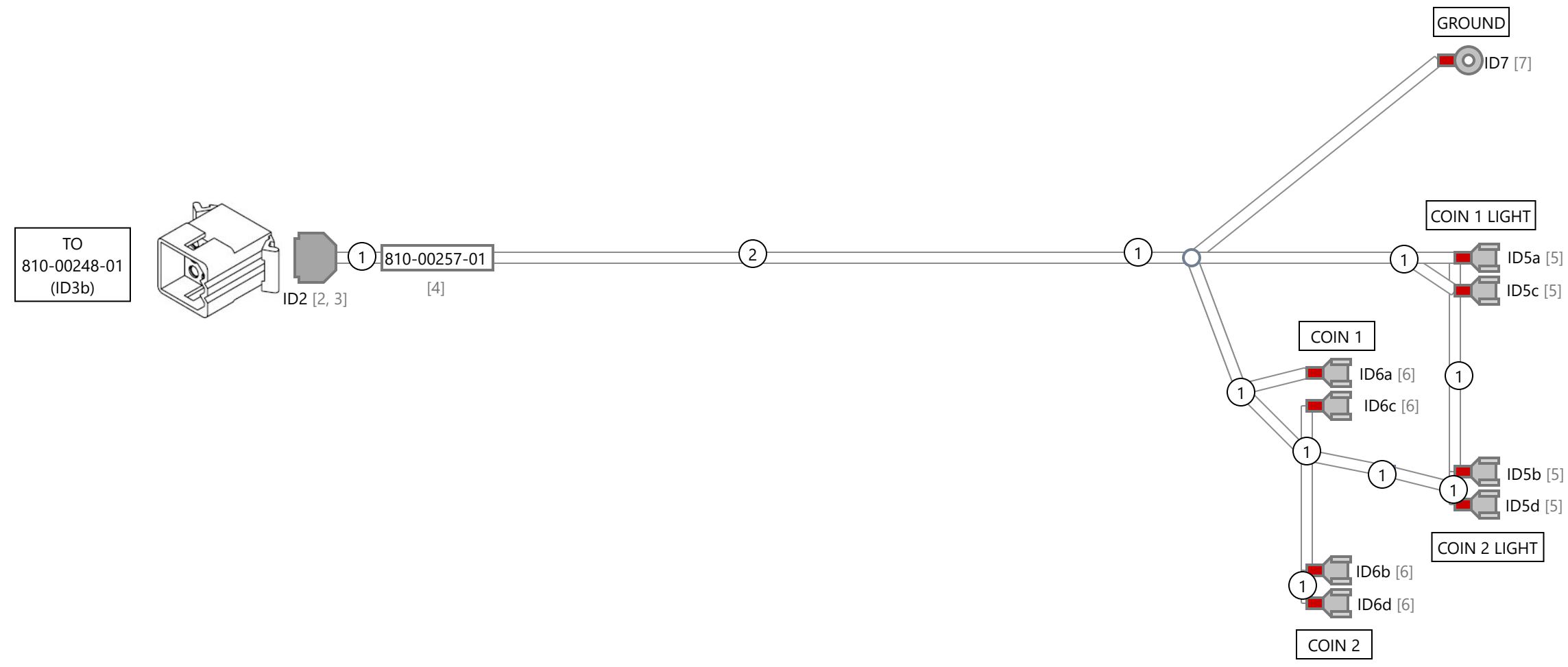
- [1] All dimensions are inches (SAE) unless otherwise noted.
- [2] Wire length tolerance: ----
- [3] Strip lengths as specified by terminal datasheet unless otherwise noted.
- [4] All applicable components must be RoHS compliant (EU and China).
- [5] No part substitutions without written authorization.
- [6] Connector views are insertion side.

Title	TMNT PLAYER CONTROL SYSTEM LAYOUT	Part Number	N/A
Description	TMNT PLAYER CONTROL SYSTEM LAYOUT	Revision	A

NOT TO SCALE		
	Name	Date
Drawn By	MARSDEN	5/17/2018
Eng Approved	----	----
Mfg Approved	----	----

**RAW THRILLS** Raw Thrills, Inc.  
 5441 Fargo Ave. Skokie, IL 60077 USA  
 rawthrills.com tel: 847.679.8373 fax: 847.679.8538

This document contains confidential and proprietary information that cannot be reproduced or divulged, in whole or in part, without written authorization from Raw Thrills, Inc.



Notes	
①	464-00001-01 - CABLE TIE (x9)
②	TYTCTP120STD - 20.75" TUBING

Specification	
[1] All dimensions are inches (SAE) unless otherwise noted.	[4] All applicable components must be RoHS compliant (EU and China).
[2] Wire length tolerance: ----	[5] No part substitutions without written authorization.
[3] Strip lengths as specified by terminal datasheet unless otherwise noted.	[6] Connector views are insertion side.
Title	HARNESS: COIN DOOR CABLE
Part Number	810-00008-01
Description	HARNESS: TMNT COIN DOOR CABLE
Revision	B

NOT TO SCALE		
	Name	Date
Drawn By	Marsden	04/05/18
Eng Approved	----	----
Mfg Approved	----	----

**RAW THRILLS** Raw Thrills, Inc.  
 5441 Fargo Ave. Skokie, IL 60077 USA  
 rawthrills.com tel: 847.679.8373 fax: 847.679.8538

This document contains confidential and proprietary information that cannot be reproduced or divulged, in whole or in part, without written authorization from Raw Thrills, Inc.

<b>Title:</b>	HARNES: COIN DOOR CABLE
<b>Part Number:</b>	810-00008-01
<b>Description:</b>	HARNES: TMNT COIN DOOR CABLE



**Raw Thrills, Inc.**

5441 Fargo Ave.  
Skokie, IL 60077  
USA

rawthrills.com  
tel: 847.679.8373  
fax: 847.679.8538

Id	Type	Manufacturer	Part Number	Description	Quantity
1	Cable Tie		464-00001-01	Cable tie, 4", black	9
2	Connector	Molex	03-09-2092	HOUSING, MLX PLUG, .093 PIN, 9 POS	1
3	Contact	Molex	02-09-2116	PIN, #1380 18-22GA .093 BRASS TIN PLATE	5
4	Label		Generic White Label	Generic Label	1
5	Quick Connect Terminal	Tyco	2-520083-2	ULTRA-FAST .110/.125 ASY REC 22-18 TPBR	4
6	Quick Connect Terminal	Tyco	2-520183-4	ULTRA-FAST 250 ASY REC 22-18 TPPB	4
7	Ring Terminal	Tyco	2-32952-1	PG R 22-16 COMM 22-18 MIL 10	1
8	Tubing	EIS, Inc	TYTCTP120STD	Slit Convolute Tubing, Polyethylene, Black	1
9	Wire		466-00001-22-BLK	UL 1007/1569, 300V, 22AWG, 7/30 stranding, Black	69.25 in
10	Wire		466-00001-22-GRN-YEL	UL 1007/1569, 300V, 22AWG, 7/30 stranding, Green w/ Yellow Stripe	33.75 in
11	Wire		466-00001-22-GRY-BLU	UL 1007/1569, 300V, 22AWG, 7/30 stranding, Gray w/ Blue Stripe	41.25 in
12	Wire		466-00001-22-GRY-BRN	UL 1007/1569, 300V, 22AWG, 7/30 stranding, Gray w/ Brown Stripe	41.25 in
13	Wire		466-00001-22-ORG	UL 1007/1569, 300V, 22AWG, 7/30 stranding, Orange	40.25 in










<b>Title:</b>	HARNES: COIN DOOR CABLE
<b>Part Number:</b>	810-00008-01
<b>Description:</b>	HARNES: TMNT COIN DOOR CABLE



**Raw Thrills, Inc.**

5441 Fargo Ave.  
Skokie, IL 60077  
USA

rawthrills.com  
tel: 847.679.8373  
fax: 847.679.8538

From	To	Conductor	Conductor PN	Gauge	Length	Notes
ID5a	ID5b	 W5.Orange	466-00001-22-ORG	22 AWG	6.5 in	+12V
ID5c	ID5d	 W7.Black	466-00001-22-BLK	22 AWG	6.5 in	Digital Ground
ID5d	ID6c	 W8.Black	466-00001-22-BLK	22 AWG	22.5 in	Digital Ground
ID6c	ID6d	 W9.Black	466-00001-22-BLK	22 AWG	6.5 in	Digital Ground
ID2.1	ID5a	 W4.Orange	466-00001-22-ORG	22 AWG	33.75 in	+12V
ID2.4	ID6a	 W1.Gray-Blue	466-00001-22-GRY-BLU	22 AWG	41.25 in	Power P4
ID2.5	ID6b	 W2.Gray-Brown	466-00001-22-GRY-BRN	22 AWG	41.25 in	Joy DN P4
ID2.7	ID5c	 W6.Black	466-00001-22-BLK	22 AWG	33.75 in	Digital Ground
ID2.9	ID7	 W3.Green-Yellow	466-00001-22-GRN-YEL	22 AWG	33.75 in	Field GND

<b>Title:</b>	HARNES: COIN DOOR CABLE
<b>Part Number:</b>	810-00008-01
<b>Description:</b>	HARNES: TMNT COIN DOOR CABLE



**Raw Thrills, Inc.**

5441 Fargo Ave.  
Skokie, IL 60077  
USA

rawthrills.com  
tel: 847.679.8373  
fax: 847.679.8538

#	Type	Reference Designator	Manufacturer	Part Number	Color	Gauge	Length	Twisted With
1	Wire	W1		466-00001-22-GRY-BLU	Gray-Blue	22 AWG	41.25 in	
2	Wire	W2		466-00001-22-GRY-BRN	Gray-Brown	22 AWG	41.25 in	
3	Wire	W3		466-00001-22-GRN-YEL	Green-Yellow	22 AWG	33.75 in	
4	Wire	W4		466-00001-22-ORG	Orange	22 AWG	33.75 in	
5	Wire	W5		466-00001-22-ORG	Orange	22 AWG	6.5 in	
6	Wire	W6		466-00001-22-BLK	Black	22 AWG	33.75 in	
7	Wire	W7		466-00001-22-BLK	Black	22 AWG	6.5 in	
8	Wire	W8		466-00001-22-BLK	Black	22 AWG	22.5 in	
9	Wire	W9		466-00001-22-BLK	Black	22 AWG	6.5 in	

<b>Title:</b>	HARNES: COIN DOOR CABLE
<b>Part Number:</b>	810-00008-01
<b>Description:</b>	HARNES: TMNT COIN DOOR CABLE



**Raw Thrills, Inc.**

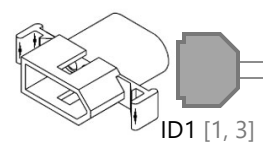
5441 Fargo Ave.  
 Skokie, IL 60077  
 USA

rawthrills.com  
 tel: 847.679.8373  
 fax: 847.679.8538

#	Manufacturer	Part Number	Description	Label Text
1		Generic White Label	Generic Label	810-00257-01



TO  
810-00248-01  
(ID2)



ID1 [1, 3]

1

1



ID2 [2, 4, 5]

TO  
DBV

Notes

1 464-00001-01 CABLE TIE (x2)

Specification

[1] All dimensions are inches (SAE) unless otherwise noted.  
 [2] Wire length tolerance: ----  
 [3] Strip lengths as specified by terminal datasheet unless otherwise noted.

[4] All applicable components must be RoHS compliant (EU and China).  
 [5] No part substitutions without written authorization.  
 [6] Connector views are insertion side.

NOT TO SCALE

	Name	Date
Drawn By	Marsden	3/27/18
Eng Approved	----	----
Mfg Approved	----	----



Raw Thrills, Inc.

5441 Fargo Ave. rawthrills.com  
 Skokie, IL 60077 tel: 847.679.8373  
 USA fax: 847.679.8538

Title HARNESS: BILL VALIDATOR Part Number 810-00009-01

Description HARNESS: TMNT BILL VALIDATOR Revision A

This document contains confidential and proprietary information that cannot be reproduced or divulged, in whole or in part, without written authorization from Raw Thrills, Inc.

<b>Title:</b>	HARNES: BILL VALIDATOR
<b>Part Number:</b>	810-00009-01
<b>Description:</b>	HARNES: TMNT BILL VALIDATOR



**Raw Thrills, Inc.**

5441 Fargo Ave.  
Skokie, IL 60077  
USA

rawthrills.com  
tel: 847.679.8373  
fax: 847.679.8538

Id	Type	Manufacturer	Part Number	Description	Quantity
1	Connector	Molex	03-09-2032	HOUSING, MLX PLUG, .093 PIN, 3 POS	1
2	Connector	TYCO	87456-9	HOUSING, MOD IV DUAL ROW, 14 POS	1
3	Contact	Molex	02-09-2116	PIN, #1380 18-22GA .093 BRASS TIN PLATE	3
4	Contact	Tyco	6-87523-8	CONTACT, MOD IV STD PRES, SEL. GOLD/TIN, 20-24 GA	5
5	Contact	Tyco	87077-2	KEY, MOD IV, .100 CENTERS	2
6	Wire		466-00001-22-BLK	UL 1007/1569, 300V, 22AWG, 7/30 stranding, Black	18 in
7	Wire		466-00001-22-ORG	UL 1007/1569, 300V, 22AWG, 7/30 stranding, Orange	18 in
8	Wire		466-00001-22-GRY-ORG	UL 1007/1569, 300V, 22AWG, 7/30 stranding, Gray w/ Orange Stripe	18 in

<b>Title:</b>	HARNES: BILL VALIDATOR
<b>Part Number:</b>	810-00009-01
<b>Description:</b>	HARNES: TMNT BILL VALIDATOR



**Raw Thrills, Inc.**

5441 Fargo Ave.  
Skokie, IL 60077  
USA




rawthrills.com  
tel: 847.679.8373  
fax: 847.679.8538

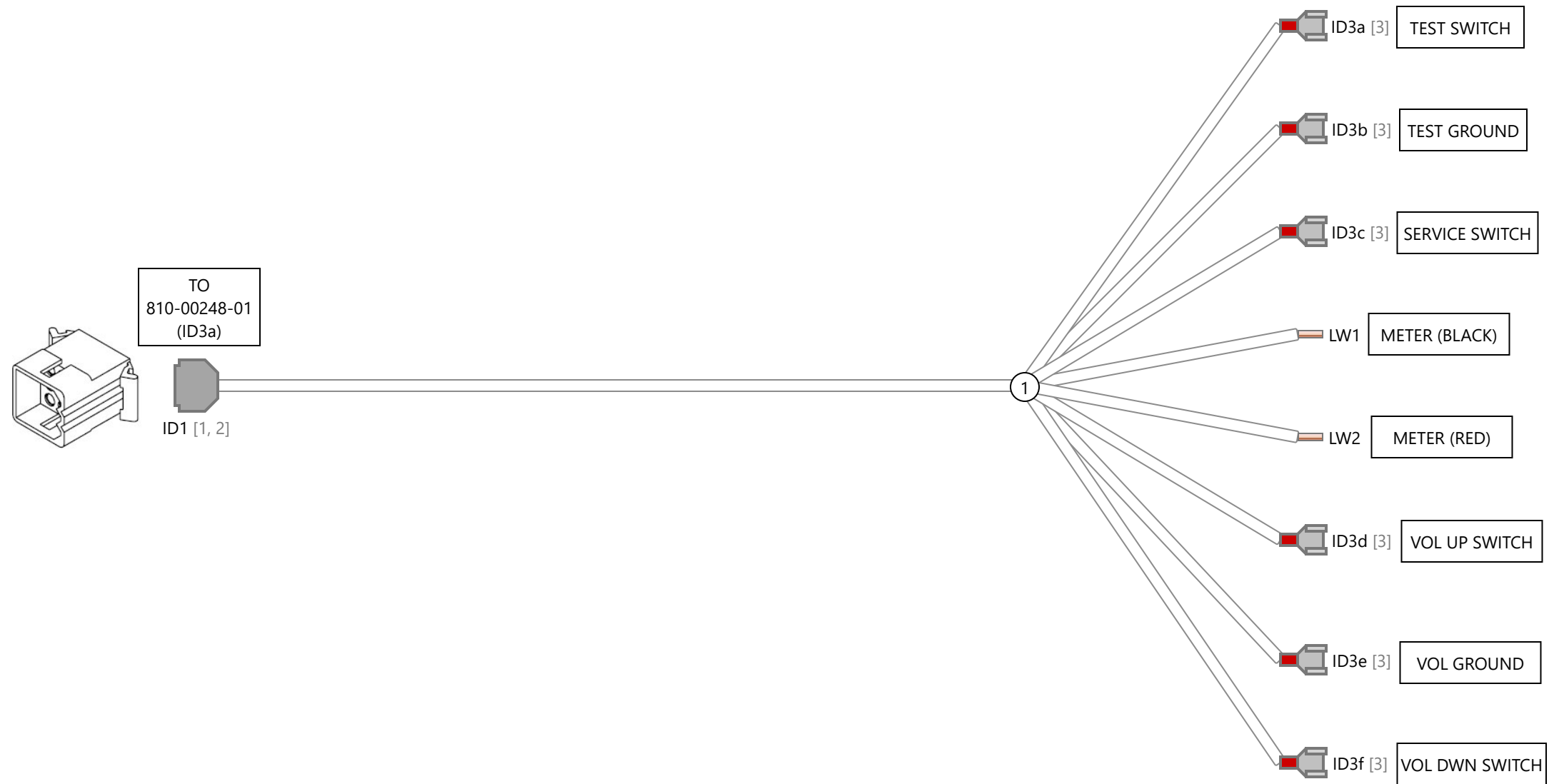
From	To	Conductor	Conductor PN	Gauge	Length	Notes
ID1.1	ID2.8	■ W1.Black	466-00001-22-BLK	22 AWG	18 in	DIGITAL GROUND
ID1.2	ID2.7	■ W2.Gray-Orange	466-00001-22-GRY-ORG	22 AWG	18 in	\$1 CREDIT
ID1.3	ID2.11	■ W3.Orange	466-00001-22-ORG	22 AWG	18 in	+12v

<b>Title:</b>	HARNES: BILL VALIDATOR
<b>Part Number:</b>	810-00009-01
<b>Description:</b>	HARNES: TMNT BILL VALIDATOR



**Raw Thrills, Inc.**  
 5441 Fargo Ave. rawthrills.com  
 Skokie, IL 60077 tel: 847.679.8373  
 USA fax: 847.679.8538

#	Type	Reference Designator	Manufacturer	Part Number	Color	Gauge	Length	Twisted With
1	Wire	W1		466-00001-22-BLK	 Black	22 AWG	18 in	
2	Wire	W2		466-00001-22-GRY-ORG	 Gray-Orange	22 AWG	18 in	
3	Wire	W3		466-00001-22-ORG	 Orange	22 AWG	18 in	



Notes

- ① 464-00001-01 CABLE TIE (x1)

Specification

- [1] All dimensions are inches (SAE) unless otherwise noted.
- [2] Wire length tolerance: ----
- [3] Strip lengths as specified by terminal datasheet unless otherwise noted.
- [4] All applicable components must be RoHS compliant (EU and China).
- [5] No part substitutions without written authorization.
- [6] Connector views are insertion side.

NOT TO SCALE

Title	HARNES: SERVICE BRACKET CABLE	Part Number	810-00015-01
Description	HARNES: TMNT SERVICE BRACKET CABLE	Revision	A

	Name	Date
Drawn By	Marsden	04/05/18
Eng Approved	----	----
Mfg Approved	----	----



Raw Thrills, Inc.

5441 Fargo Ave. Skokie, IL 60077 USA  
 rawthrills.com tel: 847.679.8373 fax: 847.679.8538

This document contains confidential and proprietary information that cannot be reproduced or divulged, in whole or in part, without written authorization from Raw Thrills, Inc.

<b>Title:</b>	HARNES: SERVICE BRACKET CABLE
<b>Part Number:</b>	810-00015-01
<b>Description:</b>	HARNES: TMNT SERVICE BRACKET CABLE



**Raw Thrills, Inc.**

5441 Fargo Ave.  
 Skokie, IL 60077  
 USA

rawthrills.com  
 tel: 847.679.8373  
 fax: 847.679.8538

Id	Type	Manufacturer	Part Number	Description	Quantity
1	Connector	Molex	03-09-2092	HOUSING, MLX PLUG, .093 PIN, 9 POS	1
2	Contact	Molex	02-09-2116	PIN, #1380 18-22GA .093 BRASS TIN PLATE	8
3	Quick Connect Terminal	Tyco	2-520181-2	ULTRA-FAST 187 ASY REC 22-18 AWG TPBR	6
4	Wire		466-00001-22-BLK	UL 1007/1569, 300V, 22AWG, 7/30 stranding, Black	31.5 in
5	Wire		466-00001-22-RED	UL 1007/1569, 300V, 22AWG, 7/30 stranding, Red	10.5 in
6	Wire		466-00001-22-BLK-BLU	UL 1007/1569, 300V, 22AWG, 7/30 stranding, Black w/Blue Stripe	10.5 in
7	Wire		466-00001-22-ORG-GRN	UL 1007/1569, 300V, 22AWG, 7/30 stranding, Orange w/ Green Stripe	10.5 in
8	Wire		466-00001-22-ORG-RED	UL 1007/1569, 300V, 22AWG, 7/30 stranding, Orange w/ Red Stripe	10.5 in
9	Wire		466-00001-22-PUR-WHT	UL 1007/1569, 300V, 22AWG, 7/30 stranding, Purple w/ White Stripe	10.5 in
10	Cable Tie		464-00001-01	Cable tie, 4", black	1

<b>Title:</b>	HARNES: SERVICE BRACKET CABLE
<b>Part Number:</b>	810-00015-01
<b>Description:</b>	HARNES: TMNT SERVICE BRACKET CABLE



**Raw Thrills, Inc.**

5441 Fargo Ave.  
Skokie, IL 60077  
USA

rawthrills.com  
tel: 847.679.8373  
fax: 847.679.8538

From	To	Conductor	Conductor PN	Gauge	Length	Notes
ID1.1	ID3a	W5.Black-Blue	466-00001-22-BLK-BLU	22 AWG	10.5 in	Test Switch
ID1.2	LW1	W7.Black	466-00001-22-BLK	22 AWG	10.5 in	Meter (Black)
ID1.3	ID3b	W1.Black	466-00001-22-BLK	22 AWG	10.5 in	Digital Ground
ID1.4	ID3c	W6.Violet-White	466-00001-22-PUR-WHT	22 AWG	10.5 in	Service Switch
ID1.5	ID3e	W2.Black	466-00001-22-BLK	22 AWG	10.5 in	Digital Ground
ID1.6	ID3f	W4.Orange-Green	466-00001-22-ORG-GRN	22 AWG	10.5 in	Vol - Switch
ID1.7	ID3d	W3.Orange-Red	466-00001-22-ORG-RED	22 AWG	10.5 in	Vol + Switch
ID1.8	LW2	W8.Red	466-00001-22-RED	22 AWG	10.5 in	Meter (Red)









<b>Title:</b>	HARNES: SERVICE BRACKET CABLE
<b>Part Number:</b>	810-00015-01
<b>Description:</b>	HARNES: TMNT SERVICE BRACKET CABLE



**Raw Thrills, Inc.**

5441 Fargo Ave.  
Skokie, IL 60077  
USA

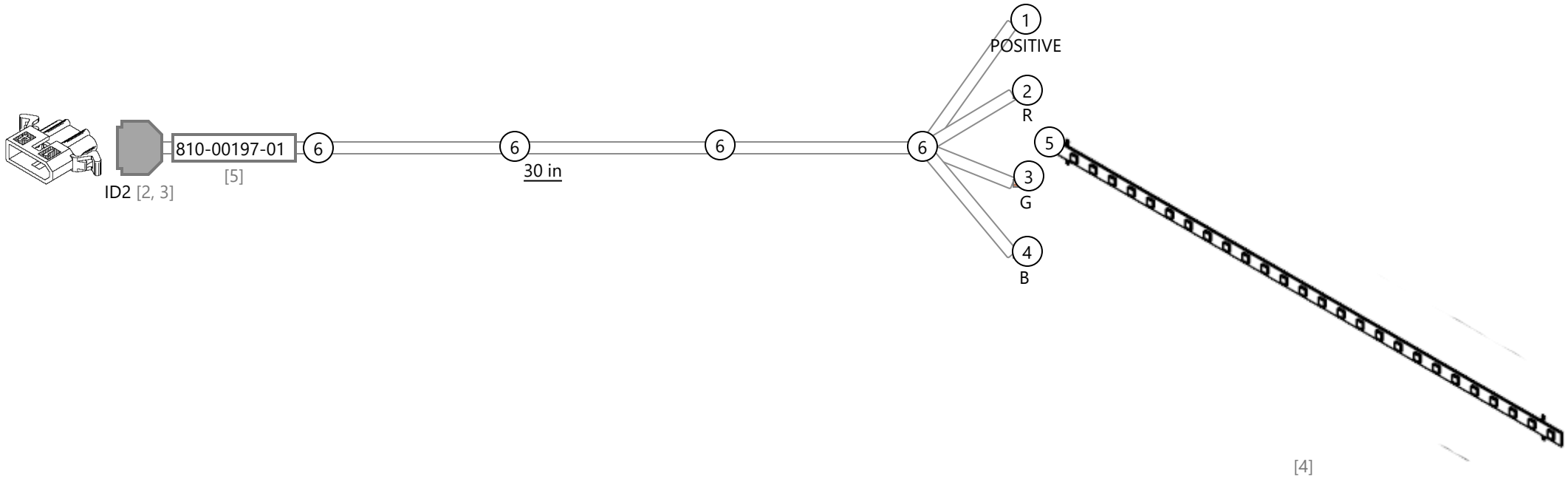
rawthrills.com  
tel: 847.679.8373  
fax: 847.679.8538

#	Type	Reference Designator	Manufacturer	Part Number	Color	Gauge	Length	Twisted With
1	Wire	W1		466-00001-22-BLK	 Black	22 AWG	10.5 in	
2	Wire	W2		466-00001-22-BLK	 Black	22 AWG	10.5 in	
3	Wire	W3		466-00001-22-ORG-RED	 Orange-Red	22 AWG	10.5 in	
4	Wire	W4		466-00001-22-ORG-GRN	 Orange-Green	22 AWG	10.5 in	
5	Wire	W5		466-00001-22-BLK-BLU	 Black-Blue	22 AWG	10.5 in	
6	Wire	W6		466-00001-22-PUR-WHT	 Violet-White	22 AWG	10.5 in	
7	Wire	W7		466-00001-22-BLK	 Black	22 AWG	10.5 in	
8	Wire	W8		466-00001-22-RED	 Red	22 AWG	10.5 in	



Notes

- ① Solder WHT wire to "+" pad on end of LED strip
- ② Solder RED wire to "R" pad on end of LED strip
- ③ Solder GRN wire to "G" pad on end of LED strip
- ④ Solder BLU wire to "B" pad on end of LED strip
- ⑤ TUBING, 3/8" BLACK HEAT SHRINK POLYOLEFIN - COVERING FOR SOLDER CONNECTIONS - 0.5"
- ⑥ 464-00001-01 CABLE TIE (x4)



Specification [1] All dimensions are inches (SAE) unless otherwise noted. [2] Wire length tolerance: ---- [3] Strip lengths as specified by terminal datasheet unless otherwise noted.		[4] All applicable components must be RoHS compliant (EU and China). [5] No part substitutions without written authorization. [6] Connector views are insertion side.		NOT TO SCALE			<p><b>Raw Thrills, Inc.</b>                  5441 Fargo Ave.    rawthrills.com                  Skokie, IL 60077    tel: 847.679.8373                  USA                      fax: 847.679.8538</p>
Title    LED, RGB, 28S 140C 55.12 30 TAIL		Part Number    810-00197-01		Drawn By    Marsden	Date    4/11/18		
Description    LED, RGB, 28S 140C 55.12 30 TAIL		Revision    A		Eng Approved    ----	----		
				Mfg Approved    ----	----		
This document contains confidential and proprietary information that cannot be reproduced or divulged, in whole or in part, without written authorization from Raw Thrills, Inc.							

<b>Title:</b>	LED, RGB, 28S 140C 55.12 30 TAIL
<b>Part Number:</b>	810-00197-01
<b>Description:</b>	LED, RGB, 28S 140C 55.12 30 TAIL



**Raw Thrills, Inc.**

5441 Fargo Ave.  
Skokie, IL 60077  
USA

rawthrills.com  
tel: 847.679.8373  
fax: 847.679.8538

Id	Type	Manufacturer	Part Number	Description	Quantity
1	Cable Tie		464-00001-01	Cable tie, 4", black	4
2	Connector	Molex	03-06-2042	HOUSING, MLX, .062 PLUG, 4 POS	1
3	Contact	Molex	02-06-2101	PIN, #1560 18-24GA .062 BRASS TIN PLATE	4
4	LED STRIP RGB (WITH FOAM TAPE)	FYF Jane	500-00184-00	LED STRIP RGB (WITH FOAM TAPE)	1
5	Label		Generic White Label	Generic Label	1
6	Wire		466-00001-22-BLU	UL 1007/1569, 300V, 22AWG, 7/30 stranding, Blue	30 in
7	Wire		466-00001-22-GRN	UL 1007/1569, 300V, 22AWG, 7/30 stranding, Green	30 in
8	Wire		466-00001-22-RED	UL 1007/1569, 300V, 22AWG, 7/30 stranding, Red	30 in
9	Wire		466-00001-22-WHT	UL 1007/1569, 300V, 22AWG, 7/30 stranding, White	30 in





<b>Title:</b>	LED, RGB, 28S 140C 55.12 30 TAIL
<b>Part Number:</b>	810-00197-01
<b>Description:</b>	LED, RGB, 28S 140C 55.12 30 TAIL



**Raw Thrills, Inc.**

5441 Fargo Ave.  
Skokie, IL 60077  
USA

rawthrills.com  
tel: 847.679.8373  
fax: 847.679.8538

From	To	Conductor	Conductor PN	Gauge	Length	Notes
ID2.1	POSITIVE	 W1.White	466-00001-22-WHT	22 AWG	30 in	+
ID2.2	R	 W3.Red	466-00001-22-RED	22 AWG	30 in	R
ID2.3	G	 W4.Green	466-00001-22-GRN	22 AWG	30 in	G
ID2.4	B	 W2.Blue	466-00001-22-BLU	22 AWG	30 in	B





<b>Title:</b>	LED, RGB, 28S 140C 55.12 30 TAIL
<b>Part Number:</b>	810-00197-01
<b>Description:</b>	LED, RGB, 28S 140C 55.12 30 TAIL



**Raw Thrills, Inc.**

5441 Fargo Ave.  
Skokie, IL 60077  
USA

rawthrills.com  
tel: 847.679.8373  
fax: 847.679.8538

#	Type	Reference Designator	Manufacturer	Part Number	Color	Gauge	Length	Twisted With
1	Wire	W1		466-00001-22-WHT	 White	22 AWG	30 in	
2	Wire	W2		466-00001-22-BLU	 Blue	22 AWG	30 in	
3	Wire	W3		466-00001-22-RED	 Red	22 AWG	30 in	
4	Wire	W4		466-00001-22-GRN	 Green	22 AWG	30 in	

<b>Title:</b>	LED, RGB, 28S 140C 55.12 30 TAIL
<b>Part Number:</b>	810-00197-01
<b>Description:</b>	LED, RGB, 28S 140C 55.12 30 TAIL

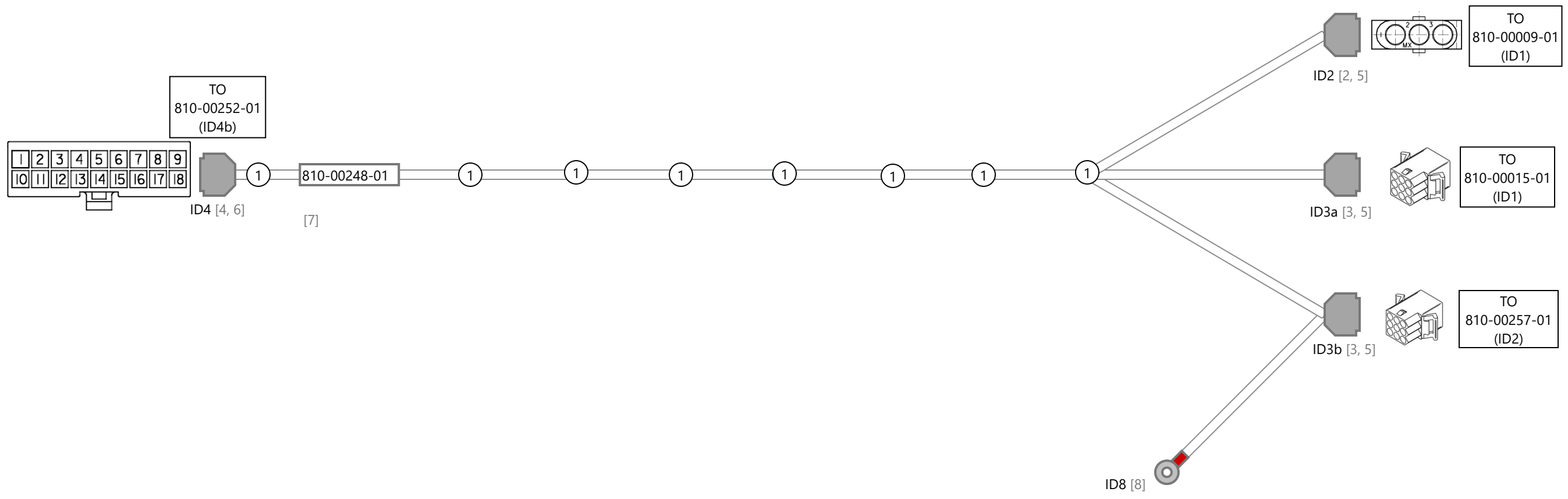


**Raw Thrills, Inc.**

5441 Fargo Ave.  
Skokie, IL 60077  
USA

rawthrills.com  
tel: 847.679.8373  
fax: 847.679.8538

#	Manufacturer	Part Number	Description	Label Text
1		Generic White Label	Generic Label	810-00197-01



Notes

- ① 464-00001-01 CABLE TIE (x8)

Specification

- [1] All dimensions are inches (SAE) unless otherwise noted.
- [2] Wire length tolerance: ----
- [3] Strip lengths as specified by terminal datasheet unless otherwise noted.
- [4] All applicable components must be RoHS compliant (EU and China).
- [5] No part substitutions without written authorization.
- [6] Connector views are insertion side.

NOT TO SCALE

	Name	Date
Drawn By	Marsden	4/9/18
Eng Approved	----	----
Mfg Approved	----	----



Raw Thrills, Inc.

5441 Fargo Ave.  
Skokie, IL 60077  
USA

rawthrills.com  
tel: 847.679.8373  
fax: 847.679.8538

Title	Harness: Coin Door/Service	Part Number	810-00248-01
Description	Harness: Coin Door/Service	Revision	B

This document contains confidential and proprietary information that cannot be reproduced or divulged, in whole or in part, without written authorization from Raw Thrills, Inc.

<b>Title:</b>	Harness: Coin Door/Service
<b>Part Number:</b>	810-00248-01
<b>Description:</b>	Harness: Coin Door/Service



**Raw Thrills, Inc.**

5441 Fargo Ave.  
Skokie, IL 60077  
USA

rawthrills.com  
tel: 847.679.8373  
fax: 847.679.8538

Id	Type	Manufacturer	Part Number	Description	Quantity
1	Cable Tie		464-00001-01	Cable tie, 4", black	8
2	Connector	Molex	03-09-1032	HOUSING, MLX RECEPTACLE, .093 SOCKET, 3 POS	1
3	Connector	Molex	03-09-1094	HOUSING, MLX RECEPTACLE, .093 SOCKET, 9 POS	2
4	Connector	Molex	39-01-2180	HOUSING, MLX, MINI-FIT JR, REC, 18 POS	1
5	Contact	Molex	02-09-1117	SOCKET, #1381 18-22GA .093 BRASS TIN PLATE	16
6	Contact	Molex	39-00-0038	SOCKET, MLX, MINI-FIT JR, 18-24GA BRASS/TIN	11
7	Label		Generic White Label	Generic Label	1
8	Ring Terminal	Tyco	2-32952-1	PG R 22-16 COMM 22-18 MIL 10	1
9	Wire		466-00001-22-BLK	UL 1007/1569, 300V, 22AWG, 7/30 stranding, Black	108 in
10	Wire		466-00001-22-BLU	UL 1007/1569, 300V, 22AWG, 7/30 stranding, Blue	48 in
11	Wire		466-00001-22-ORG	UL 1007/1569, 300V, 22AWG, 7/30 stranding, Orange	54 in
12	Wire		466-00001-22-PUR	UL 1007/1569, 300V, 22AWG, 7/30 stranding, Purple	48 in
13	Wire		466-00001-22-RED	UL 1007/1569, 300V, 22AWG, 7/30 stranding, Red	48 in
14	Wire		466-00001-22-BRN-YEL	UL 1007/1569, 300V, 22AWG, 7/30 stranding, Brown w/ Yellow Stripe	48 in
15	Wire		466-00001-22-GRN-YEL	UL 1007/1569, 300V, 22AWG, 7/30 stranding, Green w/ Yellow Stripe	6 in
16	Wire		466-00001-22-GRY-BLU	UL 1007/1569, 300V, 22AWG, 7/30 stranding, Gray w/ Blue Stripe	48 in
17	Wire		466-00001-22-GRY-BRN	UL 1007/1569, 300V, 22AWG, 7/30 stranding, Gray w/ Brown Stripe	48 in
18	Wire		466-00001-22-GRY-ORG	UL 1007/1569, 300V, 22AWG, 7/30 stranding, Gray w/ Orange Stripe	48 in
19	Wire		466-00001-22-ORG-GRN	UL 1007/1569, 300V, 22AWG, 7/30 stranding, Orange w/ Green Stripe	48 in
20	Wire		466-00001-22-ORG-RED	UL 1007/1569, 300V, 22AWG, 7/30 stranding, Orange w/ Red Stripe	48 in

<b>Title:</b>	Harness: Coin Door/Service
<b>Part Number:</b>	810-00248-01
<b>Description:</b>	Harness: Coin Door/Service



**Raw Thrills, Inc.**

5441 Fargo Ave.  
Skokie, IL 60077  
USA

rawthrills.com  
tel: 847.679.8373  
fax: 847.679.8538

From	To	Conductor	Conductor PN	Gauge	Length	Notes
ID2.3	ID3b.1	W11.Orange	466-00001-22-ORG	22 AWG	6 in	
ID4.1	ID3a.8	W1.Red	466-00001-22-RED	22 AWG	48 in	
ID4.2	ID2.1	W13.Black	466-00001-22-BLK	22 AWG	48 in	
ID4.2	ID3a.5	W12.Black	466-00001-22-BLK	22 AWG	6 in	
ID4.3	ID3b.5	W2.Gray-Brown	466-00001-22-GRY-BRN	22 AWG	48 in	
ID4.4	ID3b.4	W3.Gray-Blue	466-00001-22-GRY-BLU	22 AWG	48 in	
ID4.5	ID2.2	W4.Gray-Orange	466-00001-22-GRY-ORG	22 AWG	48 in	
ID4.6	ID3a.1	W5.Blue	466-00001-22-BLU	22 AWG	48 in	
ID4.7	ID3a.4	W6.Purple	466-00001-22-PUR	22 AWG	48 in	
ID4.8	ID3a.7	W7.Orange-Red	466-00001-22-ORG-RED	22 AWG	48 in	
ID4.9	ID3a.6	W9.Orange-Green	466-00001-22-ORG-GRN	22 AWG	48 in	
ID3a.3	ID3b.7	W15.Black	466-00001-22-BLK	22 AWG	6 in	
ID3a.5	ID3a.3	W14.Black	466-00001-22-BLK	22 AWG	48 in	
ID3b.9	ID8	W16.Green-Yellow	466-00001-22-GRN-YEL	22 AWG	6 in	
ID4.15	ID3a.2	W8.Brown-Yellow	466-00001-22-BRN-YEL	22 AWG	48 in	
ID4.18	ID2.3	W10.Orange	466-00001-22-ORG	22 AWG	48 in	



<b>Title:</b>	Harness: Coin Door/Service
<b>Part Number:</b>	810-00248-01
<b>Description:</b>	Harness: Coin Door/Service



**Raw Thrills, Inc.**

5441 Fargo Ave.  
Skokie, IL 60077  
USA

rawthrills.com  
tel: 847.679.8373  
fax: 847.679.8538

#	Type	Reference Designator	Manufacturer	Part Number	Color	Gauge	Length	Twisted With
1	Wire	W1		466-00001-22-RED	Red	22 AWG	48 in	
2	Wire	W2		466-00001-22-GRY-BRN	Gray-Brown	22 AWG	48 in	
3	Wire	W3		466-00001-22-GRY-BLU	Gray-Blue	22 AWG	48 in	
4	Wire	W4		466-00001-22-GRY-ORG	Gray-Orange	22 AWG	48 in	
5	Wire	W5		466-00001-22-BLU	Blue	22 AWG	48 in	
6	Wire	W6		466-00001-22-PUR	Purple	22 AWG	48 in	
7	Wire	W7		466-00001-22-ORG-RED	Orange-Red	22 AWG	48 in	
8	Wire	W8		466-00001-22-BRN-YEL	Brown-Yellow	22 AWG	48 in	
9	Wire	W9		466-00001-22-ORG-GRN	Orange-Green	22 AWG	48 in	
10	Wire	W10		466-00001-22-ORG	Orange	22 AWG	48 in	
11	Wire	W11		466-00001-22-ORG	Orange	22 AWG	6 in	
12	Wire	W12		466-00001-22-BLK	Black	22 AWG	6 in	
13	Wire	W13		466-00001-22-BLK	Black	22 AWG	48 in	
14	Wire	W14		466-00001-22-BLK	Black	22 AWG	48 in	
15	Wire	W15		466-00001-22-BLK	Black	22 AWG	6 in	
16	Wire	W16		466-00001-22-GRN-YEL	Green-Yellow	22 AWG	6 in	

<b>Title:</b>	Harness: Coin Door/Service
<b>Part Number:</b>	810-00248-01
<b>Description:</b>	Harness: Coin Door/Service



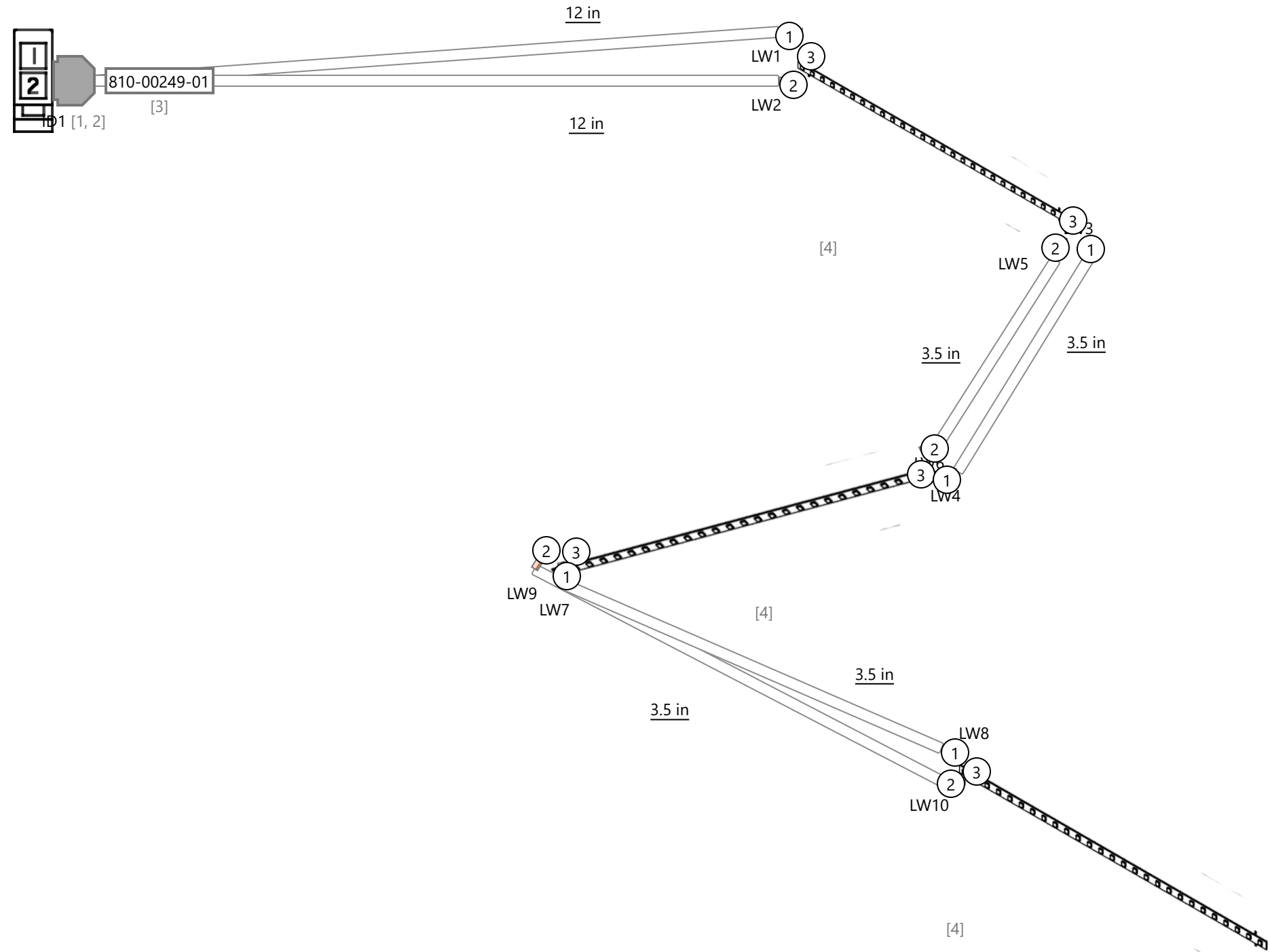
**Raw Thrills, Inc.**

5441 Fargo Ave.  
Skokie, IL 60077  
USA

rawthrills.com  
tel: 847.679.8373  
fax: 847.679.8538

#	Manufacturer	Part Number	Description	Label Text
1		Generic White Label	Generic Label	810-00248-01

- Notes
- ① SOLDER RED WIRE TO "+" PAD ON END OF LED STRIP
  - ② SOLDER BLK WIRE TO "-" PAD ON END OF LED STRIP
  - ③ TUBING, 3/8" HEAT SHRINK POLYOLEFIN - COVERING FOR SOLDER CONNECTIONS - 0.5"



Specification		[1] All dimensions are inches (SAE) unless otherwise noted.		[4] All applicable components must be RoHS compliant (EU and China).	
		[2] Wire length tolerance: ----		[5] No part substitutions without written authorization.	
		[3] Strip lengths as specified by terminal datasheet unless otherwise noted.		[6] Connector views are insertion side.	
Title	Harness: LED, WHT, 9/9/9 w/12" Tail Mini Marquee	Part Number	810-00249-01		
Description	Harness: LED, WHT, 9/9/9 w/12" Tail Mini Marquee		Revision	A	

NOT TO SCALE		
	Name	Date
Drawn By	Marsden	4/10/18
Eng Approved	----	----
Mfg Approved	----	----

**RAW THRILLS** Raw Thrills, Inc.  
 5441 Fargo Ave. Skokie, IL 60077 USA  
 rawthrills.com tel: 847.679.8373 fax: 847.679.8538

This document contains confidential and proprietary information that cannot be reproduced or divulged, in whole or in part, without written authorization from Raw Thrills, Inc.

<b>Title:</b>	Harness: LED, WHT, 9/9/9 w/12" Tail Mini Marquee
<b>Part Number:</b>	810-00249-01
<b>Description:</b>	Harness: LED, WHT, 9/9/9 w/12" Tail Mini Marquee



**Raw Thrills, Inc.**

5441 Fargo Ave.  
Skokie, IL 60077  
USA

rawthrills.com  
tel: 847.679.8373  
fax: 847.679.8538

Id	Type	Manufacturer	Part Number	Description	Quantity
1	Connector	Molex	39-01-2020	HOUSING, MLX, MINI-FIT JR, REC, 2 POS	1
2	Contact	Molex	39-00-0038	SOCKET, MLX, MINI-FIT JR, 18-24GA BRASS/TIN	2
3	Label		Generic White Label	Generic Label	1
4	White Flexible LED Tape, w/FOAM	FYF Jane	500-00162-01	White Flexible LED Tape, w/FOAM	3
5	Wire		466-00001-22-BLK	UL 1007/1569, 300V, 22AWG, 7/30 stranding, Black	12 in
6	Wire		466-00001-22-BLK	UL 1007/1569, 300V, 22AWG, 7/30 stranding, Black	7 in
7	Wire		466-00001-22-RED	UL 1007/1569, 300V, 22AWG, 7/30 stranding, Red	19 in

<b>Title:</b>	Harness: LED, WHT, 9/9/9 w/12" Tail Mini Marquee
<b>Part Number:</b>	810-00249-01
<b>Description:</b>	Harness: LED, WHT, 9/9/9 w/12" Tail Mini Marquee



**Raw Thrills, Inc.**

5441 Fargo Ave.  
Skokie, IL 60077  
USA

rawthrills.com  
tel: 847.679.8373  
fax: 847.679.8538

From	To	Conductor	Conductor PN	Gauge	Length	Notes
ID1.1	LW1	■ W1.Red	466-00001-22-RED	22 AWG	12 in	
ID1.2	LW2	■ W2.Black	466-00001-22-BLK	22 AWG	12 in	
LW3	LW4	■ W3.Red	466-00001-22-RED	22 AWG	3.5 in	
LW5	LW6	■ W5.Black	466-00001-22-BLK	22 AWG	3.5 in	
LW7	LW8	■ W4.Red	466-00001-22-RED	22 AWG	3.5 in	
LW9	LW10	■ W6.Black	466-00001-22-BLK	22 AWG	3.5 in	







<b>Title:</b>	Harness: LED, WHT, 9/9/9 w/12" Tail Mini Marquee
<b>Part Number:</b>	810-00249-01
<b>Description:</b>	Harness: LED, WHT, 9/9/9 w/12" Tail Mini Marquee



**Raw Thrills, Inc.**

5441 Fargo Ave.  
Skokie, IL 60077  
USA

rawthrills.com  
tel: 847.679.8373  
fax: 847.679.8538

#	Type	Reference Designator	Manufacturer	Part Number	Color	Gauge	Length	Twisted With
1	Wire	W1		466-00001-22-RED	 Red	22 AWG	12 in	
2	Wire	W2		466-00001-22-BLK	 Black	22 AWG	12 in	
3	Wire	W3		466-00001-22-RED	 Red	22 AWG	3.5 in	
4	Wire	W4		466-00001-22-RED	 Red	22 AWG	3.5 in	
5	Wire	W5		466-00001-22-BLK	 Black	22 AWG	3.5 in	
6	Wire	W6		466-00001-22-BLK	 Black	22 AWG	3.5 in	

<b>Title:</b>	Harness: LED, WHT, 9/9/9 w/12" Tail Mini Marquee
<b>Part Number:</b>	810-00249-01
<b>Description:</b>	Harness: LED, WHT, 9/9/9 w/12" Tail Mini Marquee

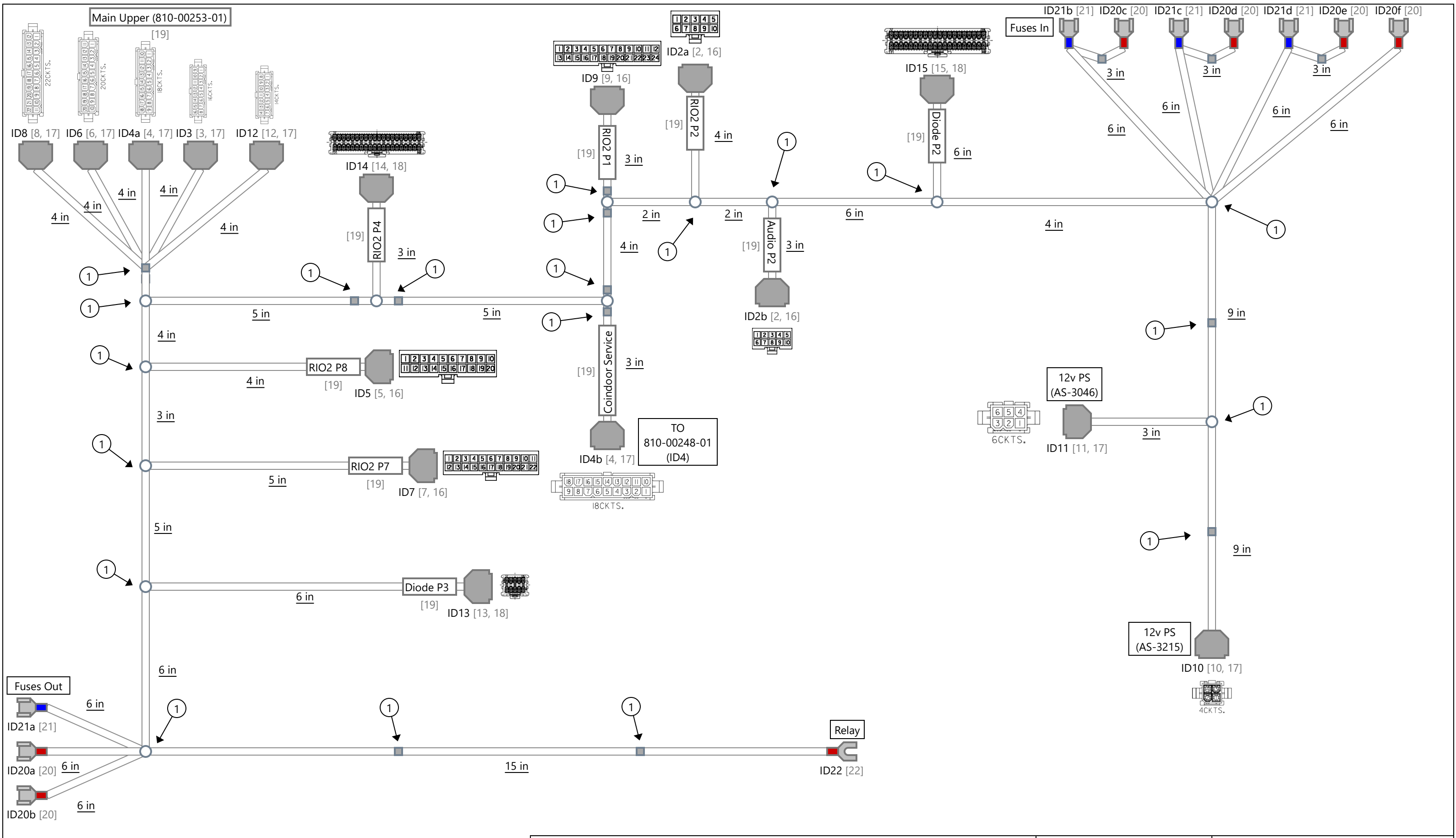


**Raw Thrills, Inc.**

5441 Fargo Ave.  
 Skokie, IL 60077  
 USA

rawthrills.com  
 tel: 847.679.8373  
 fax: 847.679.8538

#	Manufacturer	Part Number	Description	Label Text
1		Generic White Label	Generic Label	810-00249-01



Notes	
①	464-00001-01 Cable Tie (x21)

Specification	
[1] All dimensions are inches (SAE) unless otherwise noted.	[4] All applicable components must be RoHS compliant (EU and China).
[2] Wire length tolerance: ----	[5] No part substitutions without written authorization.
[3] Strip lengths as specified by terminal datasheet unless otherwise noted.	[6] Connector views are insertion side.
Title	Harness: Main Lower
Part Number	810-00252-01
Description	Harness: TMNT Main Lower
Revision	A

NOT TO SCALE		
Name	Date	
Drawn By	Marsden	4/16/18
Eng Approved	----	----
Mfg Approved	----	----

**Raw Thrills, Inc.**

5441 Fargo Ave.  
Skokie, IL 60077  
USA

rawthrills.com  
tel: 847.679.8373  
fax: 847.679.8538

This document contains confidential and proprietary information that cannot be reproduced or divulged, in whole or in part, without written authorization from Raw Thrills, Inc.



<b>Title:</b>	Harness: Main Lower
<b>Part Number:</b>	810-00252-01
<b>Description:</b>	Harness: TMNT Main Lower



**Raw Thrills, Inc.**

5441 Fargo Ave.  
Skokie, IL 60077  
USA

rawthrills.com  
tel: 847.679.8373  
fax: 847.679.8538

Id	Type	Manufacturer	Part Number	Description	Quantity
1	Cable Tie		464-00001-01	Cable tie, 4", black	21
2	Connector	Molex	39-01-2100	Mini-Fit Jr. Receptacle Housing, Dual Row, 10 Circuits, UL 94V-2	2
3	Connector	Molex	39-01-2161	Mini-Fit Jr. Plug Housing, Dual Row, 16 Circuits, UL 94V-2, with Panel Mounting Ears, Natural	1
4	Connector	Molex	39-01-2181	Mini-Fit Jr. Plug Housing, Dual Row, 18 Circuits, UL 94V-2, with Panel Mounting Ears, Natural	2
5	Connector	Molex	39-01-2200	Mini-Fit Jr. Receptacle Housing, Dual Row, 20 Circuits, UL 94V-2	1
6	Connector	Molex	39-01-2201	Mini-Fit Jr. Plug Housing, Dual Row, 20 Circuits, UL 94V-2, with Panel Mounting Ears, Natural	1
7	Connector	Molex	39-01-2220	Mini-Fit Jr. Receptacle Housing, Dual Row, 22 Circuits, UL 94V-2	1
8	Connector	Molex	39-01-2221	Mini-Fit Jr. Plug Housing, Dual Row, 22 Circuits, UL 94V-2, with Panel Mounting Ears, Natural	1
9	Connector	Molex	39-01-2240	Mini-Fit Jr. Receptacle Housing, Dual Row, 24 Circuits, UL 94V-2	1
10	Connector	Molex	39-01-3043	Mini-Fit Jr. Plug Housing, Dual Row, 4 Circuits, UL 94V-2, without Panel Mounting Ears, Natural	1
11	Connector	Molex	39-01-3063	Mini-Fit Jr. Plug Housing, Dual Row, 6 Circuits, UL 94V-2, without Panel Mounting Ears, Natural	1
12	Connector	Molex	39-01-3143	Mini-Fit Jr. Plug Housing, Dual Row, 14 Circuits, UL 94V-2, without Panel Mounting Ears, Natural	1
13	Connector	Molex	51353-1000	2.00mm Pitch MicroClasp Wire-to-Board Receptacle Housing, Positive Lock, Dual Row, 10 circuits	1
14	Connector	Molex	51353-3800	2.00mm Pitch MicroClasp Wire-to-Board Receptacle Housing, Positive Lock, Dual Row, 38 circuits	1
15	Connector	Molex	51353-4000	2.00mm Pitch MicroClasp Wire-to-Board Receptacle Housing, Positive Lock, Dual Row, 40 circuits	1
16	Contact	Molex	39-00-0038	Mini-Fit Female Crimp Terminal, Tin over Brass, 18-24 AWG	45
17	Contact	Molex	39-00-0040	Mini-Fit Male Crimp Terminal, Tin (Sn) over Copper (Cu) Plated Brass Contact, 18-24 AWG, Reel	106
18	Contact	Molex	56134-9000	2.00mm Pitch Crimp Terminal, Female, 22-28 AWG, Copper Alloy, Reel	65
19	Label		Generic White Label	Generic Label	10
20	Quick Connect Terminal	Tyco	2-520181-2	ULTRA-FAST 187 ASY REC 22-18 AWG TPBR	6
21	Quick Connect Terminal	Tyco	3-520150-2	ULTRA-FAST 187 ASY REC 16-14 AWG TPBR	4
22	Spade Terminal	Tyco	52949-1	PG SPR SPD 22-16COMM 22-18MIL6	1
23	Wire		466-00001-22-BLK	UL 1007/1569, 300V, 22AWG, 7/30 stranding, Black	240 in
24	Wire		466-00001-22-BLK-BLU	UL 1007/1569, 300V, 22AWG, 7/30 stranding, Black w/Blue Stripe	11 in
25	Wire		466-00001-22-BLK-BRN	UL 1007/1569, 300V, 22AWG, 7/30 stranding, Black w/ Brown Stripe	16 in
26	Wire		466-00001-22-BLK-ORG	UL 1007/1569, 300V, 22AWG, 7/30 stranding, Black w/Orange stripe	16 in
27	Wire		466-00001-22-BLK-RED	UL 1007/1569, 300V, 22AWG, 7/30 stranding, Black w/Red Stripe	16 in
28	Wire		466-00001-22-BLK-YEL	UL 1007/1569, 300V, 22AWG, 7/30 stranding, Black w/Yellow stripe	16 in
29	Wire		466-00001-22-BLU	UL 1007/1569, 300V, 22AWG, 7/30 stranding, Blue	34 in
30	Wire		466-00001-22-BLU-BLK	UL 1007/1569, 300V, 22AWG, 7/30 stranding, Blue w/ Black Stripe	34 in
31	Wire		466-00001-22-BLU-BRN	UL 1007/1569, 300V, 22AWG, 7/30 stranding, Blue w/ Brown Stripe	34 in
32	Wire		466-00001-22-BLU-GRN	UL 1007/1569, 300V, 22AWG, 7/30 stranding, Blue w/ Green Stripe	34 in
33	Wire		466-00001-22-BLU-GRY	UL 1007/1569, 300V, 22AWG, 7/30 stranding, Blue w/ Gray Stripe	16 in
34	Wire		466-00001-22-BLU-ORG	UL 1007/1569, 300V, 22AWG, 7/30 stranding, Blue w/ Orange Stripe	34 in
35	Wire		466-00001-22-BLU-PNK	UL 1007/1569, 300V, 22AWG, 7/30 stranding, Blue w/ Pink Stripe	16 in
36	Wire		466-00001-22-BLU-PUR	UL 1007/1569, 300V, 22AWG, 7/30 stranding, Blue w/ Purple Stripe	34 in
37	Wire		466-00001-22-BLU-RED	UL 1007/1569, 300V, 22AWG, 7/30 stranding, Blue w/ Red Stripe	34 in
38	Wire		466-00001-22-BLU-WHT	UL 1007/1569, 300V, 22AWG, 7/30 stranding, Blue w/ White Stripe	16 in
39	Wire		466-00001-22-BLU-YEL	UL 1007/1569, 300V, 22AWG, 7/30 stranding, Blue w/ Yellow Stripe	34 in
40	Wire		466-00001-22-BRN	UL 1007/1569, 300V, 22AWG, 7/30 stranding, Brown	34 in
41	Wire		466-00001-22-BRN-BLK	UL 1007/1569, 300V, 22AWG, 7/30 stranding, Brown w/Black stripe	34 in
42	Wire		466-00001-22-BRN-BLU	UL 1007/1569, 300V, 22AWG, 7/30 stranding, Brown w/Blue stripe	34 in
43	Wire		466-00001-22-BRN-GRN	UL 1007/1569, 300V, 22AWG, 7/30 stranding, Brown w/Green stripe	34 in
44	Wire		466-00001-22-BRN-GRY	UL 1007/1569, 300V, 22AWG, 7/30 stranding, Brown w/Gray stripe	16 in
45	Wire		466-00001-22-BRN-ORG	UL 1007/1569, 300V, 22AWG, 7/30 stranding, Brown w/Orange stripe	34 in
46	Wire		466-00001-22-BRN-PNK	UL 1007/1569, 300V, 22AWG, 7/30 stranding, Brown w/Pink stripe	16 in
47	Wire		466-00001-22-BRN-PUR	UL 1007/1569, 300V, 22AWG, 7/30 stranding, Brown w/Purple stripe	34 in
48	Wire		466-00001-22-BRN-RED	UL 1007/1569, 300V, 22AWG, 7/30 stranding, Brown w/Red stripe	34 in
49	Wire		466-00001-22-BRN-WHT	UL 1007/1569, 300V, 22AWG, 7/30 stranding, Brown w/White stripe	16 in
50	Wire		466-00001-22-BRN-YEL	UL 1007/1569, 300V, 22AWG, 7/30 stranding, Brown w/ Yellow Stripe	59 in
51	Wire		466-00001-22-GRN	UL 1007/1569, 300V, 22AWG, 7/30 stranding, Green	84 in
52	Wire		466-00001-22-GRN-BLK	UL 1007/1569, 300V, 22AWG, 7/30 stranding, Green w/ Black Stripe	34 in
53	Wire		466-00001-22-GRN-BLU	UL 1007/1569, 300V, 22AWG, 7/30 stranding, Green w/Blue stripe	34 in
54	Wire		466-00001-22-GRN-BRN	UL 1007/1569, 300V, 22AWG, 7/30 stranding, Green w/Brown stripe	34 in
55	Wire		466-00001-22-GRN-GRY	UL 1007/1569, 300V, 22AWG, 7/30 stranding, Green w/Gray stripe	16 in
56	Wire		466-00001-22-GRN-ORG	UL 1007/1569, 300V, 22AWG, 7/30 stranding, Green w/ Orange Stripe	34 in
57	Wire		466-00001-22-GRN-PNK	UL 1007/1569, 300V, 22AWG, 7/30 stranding, Green w/Pink stripe	16 in
58	Wire		466-00001-22-GRN-PUR	UL 1007/1569, 300V, 22AWG, 7/30 stranding, Green w/Purple stripe	34 in
59	Wire		466-00001-22-GRN-RED	UL 1007/1569, 300V, 22AWG, 7/30 stranding, Green w/Red stripe	34 in
60	Wire		466-00001-22-GRN-WHT	UL 1007/1569, 300V, 22AWG, 7/30 stranding, Green w/ White Stripe	16 in
61	Wire		466-00001-22-GRN-YEL	UL 1007/1569, 300V, 22AWG, 7/30 stranding, Green w/ Yellow Stripe	34 in
62	Wire		466-00001-22-GRY	UL 1007/1569, 300V, 22AWG, 7/30 stranding, Gray	12 in
63	Wire		466-00001-22-GRY-BLK	UL 1007/1569, 300V, 22AWG, 7/30 stranding, Gray w/Black stripe	34 in
64	Wire		466-00001-22-GRY-BLU	UL 1007/1569, 300V, 22AWG, 7/30 stranding, Gray w/ Blue Stripe	34 in
65	Wire		466-00001-22-GRY-BRN	UL 1007/1569, 300V, 22AWG, 7/30 stranding, Gray w/ Brown Stripe	34 in
66	Wire		466-00001-22-GRY-GRN	UL 1007/1569, 300V, 22AWG, 7/30 stranding, Gray w/Green stripe	34 in
67	Wire		466-00001-22-GRY-ORG	UL 1007/1569, 300V, 22AWG, 7/30 stranding, Gray w/ Orange Stripe	34 in
68	Wire		466-00001-22-GRY-PNK	UL 1007/1569, 300V, 22AWG, 7/30 stranding, Gray w/Pink stripe	16 in
69	Wire		466-00001-22-GRY-PUR	UL 1007/1569, 300V, 22AWG, 7/30 stranding, Gray w/Purple stripe	34 in
70	Wire		466-00001-22-GRY-RED	UL 1007/1569, 300V, 22AWG, 7/30 stranding, Gray w/Red stripe	34 in
71	Wire		466-00001-22-GRY-WHT	UL 1007/1569, 300V, 22AWG, 7/30 stranding, Gray w/White stripe	12 in
72	Wire		466-00001-22-GRY-YEL	UL 1007/1569, 300V, 22AWG, 7/30 stranding, Gray w/Yellow stripe	34 in
73	Wire		466-00001-22-ORG	UL 1007/1569, 300V, 22AWG, 7/30 stranding, Orange	63 in
74	Wire		466-00001-22-ORG-BLK	UL 1007/1569, 300V, 22AWG, 7/30 stranding, Orange w/ Black Stripe	56 in
75	Wire		466-00001-22-ORG-BLU	UL 1007/1569, 300V, 22AWG, 7/30 stranding, Orange w/ Blue Stripe	28 in
76	Wire		466-00001-22-ORG-BRN	UL 1007/1569, 300V, 22AWG, 7/30 stranding, Orange w/Brown stripe	28 in
77	Wire		466-00001-22-ORG-GRN	UL 1007/1569, 300V, 22AWG, 7/30 stranding, Orange w/ Green Stripe	11 in
78	Wire		466-00001-22-ORG-GRY	UL 1007/1569, 300V, 22AWG, 7/30 stranding, Orange w/Gray stripe	28 in
79	Wire		466-00001-22-ORG-PNK	UL 1007/1569, 300V, 22AWG, 7/30 stranding, Orange w/Pink stripe	28 in
80	Wire		466-00001-22-ORG-PUR	UL 1007/1569, 300V, 22AWG, 7/30 stranding, Orange w/ Purple Stripe	83 in
81	Wire		466-00001-22-ORG-RED	UL 1007/1569, 300V, 22AWG, 7/30 stranding, Orange w/ Red Stripe	11 in
82	Wire		466-00001-22-ORG-WHT	UL 1007/1569, 300V, 22AWG, 7/30 stranding, Orange w/White stripe	41 in
83	Wire		466-00001-22-PNK-BLK	UL 1007/1569, 300V, 22AWG, 7/30 stranding, Pink w/Black stripe	26 in
84	Wire		466-00001-22-PNK-BLU	UL 1007/1569, 300V, 22AWG, 7/30 stranding, Pink w/Blue stripe	26 in
85	Wire		466-00001-22-PNK-BRN	UL 1007/1569, 300V, 22AWG, 7/30 stranding, Pink w/Brown stripe	26 in
86	Wire		466-00001-22-PNK-GRN	UL 1007/1569, 300V, 22AWG, 7/30 stranding, Pink w/Green stripe	26 in
87	Wire		466-00001-22-PNK-ORG	UL 1007/1569, 300V, 22AWG, 7/30 stranding, Pink w/Orange stripe	26 in
88	Wire		466-00001-22-PNK-PUR	UL 1007/1569, 300V, 22AWG, 7/30 stranding, Pink w/Purple stripe	26 in
89	Wire		466-00001-22-PNK-RED	UL 1007/1569, 300V, 22AWG, 7/30 stranding, Pink w/Red stripe	26 in
90	Wire		466-00001-22-PNK-YEL	UL 1007/1569, 300V, 22AWG, 7/30 stranding, Pink w/Yellow stripe	26 in
91	Wire		466-00001-22-PUR-BLU	UL 1007/1569, 300V, 22AWG, 7/30 stranding, Purple w/Blue stripe	24 in
92	Wire		466-00001-22-PUR-GRN	UL 1007/1569, 300V, 22AWG, 7/30 stranding, Purple w/Green stripe	24 in

<b>Title:</b>	Harness: Main Lower
<b>Part Number:</b>	810-00252-01
<b>Description:</b>	Harness: TMNT Main Lower



**Raw Thrills, Inc.**

5441 Fargo Ave.  
Skokie, IL 60077  
USA

rawthrills.com  
tel: 847.679.8373  
fax: 847.679.8538

Id	Type	Manufacturer	Part Number	Description	Quantity
93	Wire		466-00001-22-PUR-ORG	UL 1007/1569, 300V, 22AWG, 7/30 stranding, Purple w/Orange stripe	74 in
94	Wire		466-00001-22-PUR-RED	UL 1007/1569, 300V, 22AWG, 7/30 stranding, Purple w/Red stripe	12 in
95	Wire		466-00001-22-PUR-WHT	UL 1007/1569, 300V, 22AWG, 7/30 stranding, Purple w/ White Stripe	11 in
96	Wire		466-00001-22-PUR-YEL	UL 1007/1569, 300V, 22AWG, 7/30 stranding, Purple w/Yellow stripe	24 in
97	Wire		466-00001-22-RED	UL 1007/1569, 300V, 22AWG, 7/30 stranding, Red	52 in
98	Wire		466-00001-22-RED-BLK	UL 1007/1569, 300V, 22AWG, 7/30 stranding, Red w/ Black Stripe	12 in
99	Wire		466-00001-22-RED-BLU	UL 1007/1569, 300V, 22AWG, 7/30 stranding, Red w/ Blue Stripe	12 in
100	Wire		466-00001-22-RED-BRN	UL 1007/1569, 300V, 22AWG, 7/30 stranding, Red w/Brown stripe	12 in
101	Wire		466-00001-22-RED-GRN	UL 1007/1569, 300V, 22AWG, 7/30 stranding, Red w/Green stripe	12 in
102	Wire		466-00001-22-RED-GRY	UL 1007/1569, 300V, 22AWG, 7/30 stranding, Red w/Gray stripe	12 in
103	Wire		466-00001-22-RED-ORG	UL 1007/1569, 300V, 22AWG, 7/30 stranding, Red w/Orange stripe	12 in
104	Wire		466-00001-22-RED-PNK	UL 1007/1569, 300V, 22AWG, 7/30 stranding, Red w/Pink stripe	12 in
105	Wire		466-00001-22-RED-PUR	UL 1007/1569, 300V, 22AWG, 7/30 stranding, Red w/Purple stripe	12 in
106	Wire		466-00001-22-RED-WHT	UL 1007/1569, 300V, 22AWG, 7/30 stranding, Red w/White stripe	12 in
107	Wire		466-00001-22-RED-YEL	UL 1007/1569, 300V, 22AWG, 7/30 stranding, Red w/Yellow stripe	12 in
108	Wire		466-00001-22-WHT-BLK	UL 1007/1569, 300V, 22AWG, 7/30 stranding, White w/ Black Stripe	28 in
109	Wire		466-00001-22-WHT-BRN	UL 1007/1569, 300V, 22AWG, 7/30 stranding, White w/Brown stripe	28 in
110	Wire		466-00001-22-WHT-GRY	UL 1007/1569, 300V, 22AWG, 7/30 stranding, White w/Gray stripe	11 in
111	Wire		466-00001-22-YEL	UL 1007/1569, 300V, 22AWG, 7/30 stranding, Yellow	12 in
112	Wire		466-00001-22-YEL-BLK	UL 1007/1569, 300V, 22AWG, 7/30 stranding, Yellow w/Black stripe	12 in
113	Wire		466-00001-22-YEL-BLU	UL 1007/1569, 300V, 22AWG, 7/30 stranding, Yellow w/Blue stripe	12 in
114	Wire		466-00001-22-YEL-BRN	UL 1007/1569, 300V, 22AWG, 7/30 stranding, Yellow w/Brown stripe	12 in
115	Wire		466-00001-22-YEL-GRN	UL 1007/1569, 300V, 22AWG, 7/30 stranding, Yellow w/Green stripe	12 in
116	Wire		466-00001-22-YEL-GRY	UL 1007/1569, 300V, 22AWG, 7/30 stranding, Yellow w/Gray stripe	12 in
117	Wire		466-00001-22-YEL-ORG	UL 1007/1569, 300V, 22AWG, 7/30 stranding, Yellow w/Orange stripe	12 in
118	Wire		466-00001-22-YEL-PUR	UL 1007/1569, 300V, 22AWG, 7/30 stranding, Yellow w/Purple stripe	12 in
119	Wire		466-00001-22-YEL-RED	UL 1007/1569, 300V, 22AWG, 7/30 stranding, Yellow w/Red stripe	12 in
120	Wire		466-00001-22-YEL-WHT	UL 1007/1569, 300V, 22AWG, 7/30 stranding, Yellow w/White stripe	12 in

<b>Title:</b>	Harness: Main Lower
<b>Part Number:</b>	810-00252-01
<b>Description:</b>	Harness: TMNT Main Lower



**Raw Thrills, Inc.**

5441 Fargo Ave.  
Skokie, IL 60077  
USA

rawthrills.com  
tel: 847.679.8373  
fax: 847.679.8538

From	To	Conductor	Conductor PN	Gauge	Length	Notes
ID22	ID9.4	W106.Violet-Orange	466-00001-22-PUR-ORG	22 AWG	50 in	Relay
ID22	ID9.5	W96.Green	466-00001-22-GRN	22 AWG	50 in	P3/Relay
ID3.1	ID2a.2	W108.Violet-Yellow	466-00001-22-PUR-YEL	22 AWG	24 in	"Turtle" Uplighting
ID3.2	ID9.2	W109.Red	466-00001-22-RED	22 AWG	21 in	+5v
ID3.4	ID5.4	W112.Yellow	466-00001-22-YEL	22 AWG	12 in	Outside TMold G
ID3.5	ID5.6	W113.Yellow-Black	466-00001-22-YEL-BLK	22 AWG	12 in	Monitor TMold R
ID3.6	ID5.16	W114.Yellow-Blue	466-00001-22-YEL-BLU	22 AWG	12 in	Inside TMold R
ID3.7	ID5.7	W115.Yellow-Brown	466-00001-22-YEL-BRN	22 AWG	12 in	Monitor TMold G
ID3.8	ID5.5	W116.Yellow-Green	466-00001-22-YEL-GRN	22 AWG	12 in	Outside TMold B
ID3.9	ID5.18	W117.Yellow-Gray	466-00001-22-YEL-GRY	22 AWG	12 in	Inside TMold B
ID6.1	ID15.12	W16.Brown-Orange	466-00001-22-BRN-ORG	22 AWG	34 in	Joy RT P2
ID6.2	ID7.15	W93.Brown-Pink	466-00001-22-BRN-PNK	22 AWG	16 in	Start P2
ID6.3	ID15.16	W17.Brown-Violet	466-00001-22-BRN-PUR	22 AWG	34 in	Start P2
ID6.4	ID15.11	W18.Brown-Red	466-00001-22-BRN-RED	22 AWG	34 in	Joy LT P2
ID6.5	ID7.16	W94.Brown-White	466-00001-22-BRN-WHT	22 AWG	16 in	Power P2
ID6.6	ID15.13	W19.Brown-Yellow	466-00001-22-BRN-YEL	22 AWG	34 in	Attack P2
ID6.7	ID15.22	W20.Green	466-00001-22-GRN	22 AWG	34 in	Jump P3
ID6.8	ID15.17	W21.Green-Black	466-00001-22-GRN-BLK	22 AWG	34 in	Joy UP P3
ID6.9	ID15.23	W22.Green-Blue	466-00001-22-GRN-BLU	22 AWG	34 in	Power P3
ID7.1	ID4b.15	W95.Brown-Yellow	466-00001-22-BRN-YEL	22 AWG	25 in	P2/Coin Meter
ID8.1	ID9.11	W83.Black	466-00001-22-BLK	22 AWG	21 in	Digital Ground
ID8.3	ID7.3	W85.Black-Brown	466-00001-22-BLK-BRN	22 AWG	16 in	P1 Ground
ID8.4	ID7.5	W86.Black-Orange	466-00001-22-BLK-ORG	22 AWG	16 in	P3 Ground
ID8.5	ID7.4	W87.Black-Red	466-00001-22-BLK-RED	22 AWG	16 in	P2 Ground
ID8.6	ID7.6	W88.Black-Yellow	466-00001-22-BLK-YEL	22 AWG	16 in	P4 Ground
ID8.7	ID15.7	W4.Blue	466-00001-22-BLU	22 AWG	34 in	Power P1/Common
ID8.8	ID15.1	W5.Blue-Black	466-00001-22-BLU-BLK	22 AWG	34 in	Joy UP P1/Common
ID8.9	ID15.2	W6.Blue-Brown	466-00001-22-BLU-BRN	22 AWG	34 in	Joy DN P1/Common
ID9.2	ID3.3	W110.Red	466-00001-22-RED	22 AWG	21 in	+5v
ID9.6	ID11.1	W62.Black	466-00001-22-BLK	22 AWG	29 in	Digital Ground
ID9.7	ID11.2	W63.Black	466-00001-22-BLK	22 AWG	29 in	Digital Ground
ID9.8	ID11.3	W64.Black	466-00001-22-BLK	22 AWG	29 in	Digital Ground
ID9.9	ID10.1	W65.Black	466-00001-22-BLK	22 AWG	35 in	Digital Ground
ID20b	ID9.1	W82.Orange-White	466-00001-22-ORG-WHT	22 AWG	41 in	+12v Fused
ID20f	ID10.4	W81.Orange-Violet	466-00001-22-ORG-PUR	22 AWG	24 in	+12v Fused
ID21a	ID4a.10	W74.Orange-Black	466-00001-22-ORG-BLK	22 AWG	28 in	+12v Fused
ID21b	ID20c	W68.Orange	466-00001-22-ORG	22 AWG	3 in	+12v
ID21c	ID20d	W72.Orange	466-00001-22-ORG	22 AWG	3 in	+12v
ID21d	ID20e	W70.Orange	466-00001-22-ORG	22 AWG	3 in	+12v
ID2b.1	ID10.3	W80.Orange-Violet	466-00001-22-ORG-PUR	22 AWG	31 in	+12v Fused
ID2b.2	ID10.2	W66.Black	466-00001-22-BLK	22 AWG	31 in	Digital Ground
ID3.10	ID5.3	W118.Yellow-Orange	466-00001-22-YEL-ORG	22 AWG	12 in	Outside TMold R
ID3.11	ID5.17	W119.Yellow-Violet	466-00001-22-YEL-PUR	22 AWG	12 in	Inside TMold G
ID3.12	ID5.8	W120.Yellow-Red	466-00001-22-YEL-RED	22 AWG	12 in	Monitor TMold B
ID3.13	ID5.13	W121.Yellow-White	466-00001-22-YEL-WHT	22 AWG	12 in	Speaker Bezel
ID4a.1	ID15.26	W30.Gray-Brown	466-00001-22-GRY-BRN	22 AWG	34 in	Joy DN P4
ID4a.2	ID15.30	W31.Gray-Green	466-00001-22-GRY-GRN	22 AWG	34 in	Jump P4
ID4a.3	ID15.28	W32.Gray-Orange	466-00001-22-GRY-ORG	22 AWG	34 in	Joy RT P4
ID4a.4	ID7.21	W101.Gray-Pink	466-00001-22-GRY-PNK	22 AWG	16 in	Start P4
ID4a.5	ID15.32	W33.Gray-Violet	466-00001-22-GRY-PUR	22 AWG	34 in	Start P4
ID4a.6	ID15.27	W34.Gray-Red	466-00001-22-GRY-RED	22 AWG	34 in	Joy LT P4
ID4a.7	ID5.1	W102.Gray-White	466-00001-22-GRY-WHT	22 AWG	12 in	Power P3
ID4a.8	ID15.29	W35.Gray-Yellow	466-00001-22-GRY-YEL	22 AWG	34 in	Attack P4
ID4a.9	ID21a	W73.Orange-Black	466-00001-22-ORG-BLK	22 AWG	28 in	+12v Fused
ID4b.1	ID9.3	W111.Red	466-00001-22-RED	22 AWG	10 in	+5v
ID4b.3	ID12.12	W58.White-Black	466-00001-22-WHT-BLK	22 AWG	17 in	P1 Coin
ID4b.4	ID12.13	W60.White-Brown	466-00001-22-WHT-BRN	22 AWG	17 in	P2 Coin
ID6.10	ID15.18	W23.Green-Brown	466-00001-22-GRN-BRN	22 AWG	34 in	Joy DN P3
ID6.11	ID7.20	W97.Green-Gray	466-00001-22-GRN-GRY	22 AWG	16 in	Att/Jump P3
ID6.12	ID15.20	W24.Green-Orange	466-00001-22-GRN-ORG	22 AWG	34 in	Joy RT P3
ID6.13	ID7.18	W98.Green-Pink	466-00001-22-GRN-PNK	22 AWG	16 in	Start P3
ID6.14	ID15.24	W25.Green-Violet	466-00001-22-GRN-PUR	22 AWG	34 in	Start P3
ID6.15	ID15.19	W26.Green-Red	466-00001-22-GRN-RED	22 AWG	34 in	Joy LT P3
ID6.16	ID7.19	W99.Green-White	466-00001-22-GRN-WHT	22 AWG	16 in	Power P3
ID6.17	ID15.21	W27.Green-Yellow	466-00001-22-GRN-YEL	22 AWG	34 in	Attack P3
ID6.18	ID5.2	W100.Gray	466-00001-22-GRY	22 AWG	12 in	Att/Jump P4
ID6.19	ID15.25	W28.Gray-Black	466-00001-22-GRY-BLK	22 AWG	34 in	Joy UP P4
ID6.20	ID15.31	W29.Gray-Blue	466-00001-22-GRY-BLU	22 AWG	34 in	Power P4
ID8.10	ID15.6	W7.Blue-Green	466-00001-22-BLU-GRN	22 AWG	34 in	Jump P1/Common
ID8.11	ID7.14	W89.Blue-Gray	466-00001-22-BLU-GRY	22 AWG	16 in	Attack LMP P1/Common
ID8.12	ID15.4	W8.Blue-Orange	466-00001-22-BLU-ORG	22 AWG	34 in	Joy RT P1/Common
ID8.13	ID7.12	W90.Blue-Pink	466-00001-22-BLU-PNK	22 AWG	16 in	Start LMP P1/Common
ID8.14	ID15.8	W9.Blue-Violet	466-00001-22-BLU-PUR	22 AWG	34 in	Start P1/Common
ID8.15	ID15.3	W10.Blue-Red	466-00001-22-BLU-RED	22 AWG	34 in	Joy LT P1/Common
ID8.16	ID7.13	W91.Blue-White	466-00001-22-BLU-WHT	22 AWG	16 in	Power LMP P1/Common
ID8.17	ID15.5	W11.Blue-Yellow	466-00001-22-BLU-YEL	22 AWG	34 in	Attack P1/Common
ID8.18	ID15.10	W12.Brown	466-00001-22-BRN	22 AWG	34 in	Joy DN P2
ID8.19	ID15.9	W13.Brown-Black	466-00001-22-BRN-BLK	22 AWG	34 in	Joy UP P2
ID8.20	ID15.15	W14.Brown-Blue	466-00001-22-BRN-BLU	22 AWG	34 in	Power P2
ID8.21	ID15.14	W15.Brown-Green	466-00001-22-BRN-GRN	22 AWG	34 in	Jump P2
ID8.22	ID7.17	W92.Brown-Gray	466-00001-22-BRN-GRY	22 AWG	16 in	Att/Jump P2
ID9.10	ID4b.2	W2.Black	466-00001-22-BLK	22 AWG	10 in	Digital Ground
ID9.11	ID8.2	W84.Black	466-00001-22-BLK	22 AWG	21 in	Digital Ground
ID11.4	ID21b	W67.Orange	466-00001-22-ORG	22 AWG	18 in	+12v
ID11.5	ID21d	W69.Orange	466-00001-22-ORG	22 AWG	18 in	+12v
ID11.6	ID21c	W71.Orange	466-00001-22-ORG	22 AWG	18 in	+12v
ID12.1	ID20b	W79.Orange-Violet	466-00001-22-ORG-PUR	22 AWG	28 in	+12v Fused
ID12.2	ID14.10	W47.Red-Black	466-00001-22-RED-BLK	22 AWG	12 in	P1 E-Ticket Drive
ID12.3	ID14.11	W48.Red-Blue	466-00001-22-RED-BLU	22 AWG	12 in	P1 E-Ticket Notch
ID12.4	ID14.12	W49.Red-Brown	466-00001-22-RED-BRN	22 AWG	12 in	P2 E-Ticket Drive
ID12.5	ID14.13	W50.Red-Green	466-00001-22-RED-GRN	22 AWG	12 in	P2 E-Ticket Notch
ID12.6	ID14.14	W51.Red-Gray	466-00001-22-RED-GRY	22 AWG	12 in	P3 E-Ticket Drive



<b>Title:</b>	Harness: Main Lower
<b>Part Number:</b>	810-00252-01
<b>Description:</b>	Harness: TMNT Main Lower



**Raw Thrills, Inc.**

5441 Fargo Ave.  
Skokie, IL 60077  
USA

rawthrills.com  
tel: 847.679.8373  
fax: 847.679.8538

From	To	Conductor	Conductor PN	Gauge	Length	Notes
ID12.7	ID14.15	W52.Red-Orange	466-00001-22-RED-ORG	22 AWG	12 in	P3 E-Ticket Notch
ID12.8	ID14.16	W53.Red-Pink	466-00001-22-RED-PNK	22 AWG	12 in	P4 E-Ticket Drive
ID12.9	ID14.17	W54.Red-Violet	466-00001-22-RED-PUR	22 AWG	12 in	P4 E-Ticket Notch
ID13.1	ID14.18	W38.Pink-Black	466-00001-22-PNK-BLK	22 AWG	26 in	Matrix
ID13.2	ID14.19	W40.Pink-Brown	466-00001-22-PNK-BRN	22 AWG	26 in	Matrix
ID13.3	ID14.20	W44.Pink-Red	466-00001-22-PNK-RED	22 AWG	26 in	Matrix
ID13.4	ID14.21	W42.Pink-Orange	466-00001-22-PNK-ORG	22 AWG	26 in	Matrix
ID13.5	ID14.22	W45.Pink-Yellow	466-00001-22-PNK-YEL	22 AWG	26 in	Matrix
ID13.6	ID14.23	W41.Pink-Green	466-00001-22-PNK-GRN	22 AWG	26 in	Matrix
ID13.7	ID14.24	W39.Pink-Blue	466-00001-22-PNK-BLU	22 AWG	26 in	Matrix
ID13.8	ID14.25	W43.Pink-Violet	466-00001-22-PNK-PUR	22 AWG	26 in	Matrix
ID13.9	ID9.10	W1.Black	466-00001-22-BLK	22 AWG	35 in	Digital Ground
ID14.1	ID4b.6	W3.Black-Blue	466-00001-22-BLK-BLU	22 AWG	11 in	Test Switch
ID14.2	ID4b.7	W46.Violet-White	466-00001-22-PUR-WHT	22 AWG	11 in	Service Switch
ID14.3	ID4b.8	W37.Orange-Red	466-00001-22-ORG-RED	22 AWG	11 in	Vol + Switch
ID14.4	ID4b.9	W36.Orange-Green	466-00001-22-ORG-GRN	22 AWG	11 in	Vol - Switch
ID14.5	ID4b.3	W57.White-Black	466-00001-22-WHT-BLK	22 AWG	11 in	P1 Coin
ID14.6	ID4b.4	W59.White-Brown	466-00001-22-WHT-BRN	22 AWG	11 in	P2 Coin
ID14.9	ID4b.5	W61.White-Gray	466-00001-22-WHT-GRY	22 AWG	11 in	DBV
ID4a.11	ID20a	W75.Orange-Blue	466-00001-22-ORG-BLU	22 AWG	28 in	+12v Fused
ID4a.12	ID20a	W76.Orange-Brown	466-00001-22-ORG-BRN	22 AWG	28 in	+12v Fused
ID4a.13	ID20a	W77.Orange-Gray	466-00001-22-ORG-GRY	22 AWG	28 in	+12v Fused
ID4a.14	ID20b	W78.Orange-Pink	466-00001-22-ORG-PNK	22 AWG	28 in	+12v Fused
ID4a.15	ID2a.4	W103.Violet-Blue	466-00001-22-PUR-BLU	22 AWG	24 in	"Turtles" Translite
ID4a.16	ID2a.3	W104.Violet-Green	466-00001-22-PUR-GRN	22 AWG	24 in	Edge Glow LED
ID4a.17	ID2a.1	W105.Violet-Orange	466-00001-22-PUR-ORG	22 AWG	24 in	Marquee Uplighting
ID4a.18	ID5.15	W107.Violet-Red	466-00001-22-PUR-RED	22 AWG	12 in	Mini Marquee
ID12.10	ID14.7	W55.Red-White	466-00001-22-RED-WHT	22 AWG	12 in	P3 Coin
ID12.11	ID14.8	W56.Red-Yellow	466-00001-22-RED-YEL	22 AWG	12 in	P4 Coin

<b>Title:</b>	Harness: Main Lower
<b>Part Number:</b>	810-00252-01
<b>Description:</b>	Harness: TMNT Main Lower



**Raw Thrills, Inc.**

5441 Fargo Ave.  
Skokie, IL 60077  
USA

rawthrills.com  
tel: 847.679.8373  
fax: 847.679.8538

#	Type	Reference Designator	Manufacturer	Part Number	Color	Gauge	Length	Twisted With
1	Wire	W1		466-00001-22-BLK	Black	22 AWG	35 in	
2	Wire	W2		466-00001-22-BLK	Black	22 AWG	10 in	
3	Wire	W3		466-00001-22-BLK-BLU	Black-Blue	22 AWG	11 in	
4	Wire	W4		466-00001-22-BLU	Blue	22 AWG	34 in	
5	Wire	W5		466-00001-22-BLU-BLK	Blue-Black	22 AWG	34 in	
6	Wire	W6		466-00001-22-BLU-BRN	Blue-Brown	22 AWG	34 in	
7	Wire	W7		466-00001-22-BLU-GRN	Blue-Green	22 AWG	34 in	
8	Wire	W8		466-00001-22-BLU-ORG	Blue-Orange	22 AWG	34 in	
9	Wire	W9		466-00001-22-BLU-PUR	Blue-Violet	22 AWG	34 in	
10	Wire	W10		466-00001-22-BLU-RED	Blue-Red	22 AWG	34 in	
11	Wire	W11		466-00001-22-BLU-YEL	Blue-Yellow	22 AWG	34 in	
12	Wire	W12		466-00001-22-BRN	Brown	22 AWG	34 in	
13	Wire	W13		466-00001-22-BRN-BLK	Brown-Black	22 AWG	34 in	
14	Wire	W14		466-00001-22-BRN-BLU	Brown-Blue	22 AWG	34 in	
15	Wire	W15		466-00001-22-BRN-GRN	Brown-Green	22 AWG	34 in	
16	Wire	W16		466-00001-22-BRN-ORG	Brown-Orange	22 AWG	34 in	
17	Wire	W17		466-00001-22-BRN-PUR	Brown-Violet	22 AWG	34 in	
18	Wire	W18		466-00001-22-BRN-RED	Brown-Red	22 AWG	34 in	
19	Wire	W19		466-00001-22-BRN-YEL	Brown-Yellow	22 AWG	34 in	
20	Wire	W20		466-00001-22-GRN	Green	22 AWG	34 in	
21	Wire	W21		466-00001-22-GRN-BLK	Green-Black	22 AWG	34 in	
22	Wire	W22		466-00001-22-GRN-BLU	Green-Blue	22 AWG	34 in	
23	Wire	W23		466-00001-22-GRN-BRN	Green-Brown	22 AWG	34 in	
24	Wire	W24		466-00001-22-GRN-ORG	Green-Orange	22 AWG	34 in	
25	Wire	W25		466-00001-22-GRN-PUR	Green-Violet	22 AWG	34 in	
26	Wire	W26		466-00001-22-GRN-RED	Green-Red	22 AWG	34 in	
27	Wire	W27		466-00001-22-GRN-YEL	Green-Yellow	22 AWG	34 in	
28	Wire	W28		466-00001-22-GRY-BLK	Gray-Black	22 AWG	34 in	
29	Wire	W29		466-00001-22-GRY-BLU	Gray-Blue	22 AWG	34 in	
30	Wire	W30		466-00001-22-GRY-BRN	Gray-Brown	22 AWG	34 in	
31	Wire	W31		466-00001-22-GRY-GRN	Gray-Green	22 AWG	34 in	
32	Wire	W32		466-00001-22-GRY-ORG	Gray-Orange	22 AWG	34 in	
33	Wire	W33		466-00001-22-GRY-PUR	Gray-Violet	22 AWG	34 in	
34	Wire	W34		466-00001-22-GRY-RED	Gray-Red	22 AWG	34 in	
35	Wire	W35		466-00001-22-GRY-YEL	Gray-Yellow	22 AWG	34 in	
36	Wire	W36		466-00001-22-ORG-GRN	Orange-Green	22 AWG	11 in	
37	Wire	W37		466-00001-22-ORG-RED	Orange-Red	22 AWG	11 in	
38	Wire	W38		466-00001-22-PNK-BLK	Pink-Black	22 AWG	26 in	
39	Wire	W39		466-00001-22-PNK-BLU	Pink-Blue	22 AWG	26 in	
40	Wire	W40		466-00001-22-PNK-BRN	Pink-Brown	22 AWG	26 in	
41	Wire	W41		466-00001-22-PNK-GRN	Pink-Green	22 AWG	26 in	
42	Wire	W42		466-00001-22-PNK-ORG	Pink-Orange	22 AWG	26 in	
43	Wire	W43		466-00001-22-PNK-PUR	Pink-Violet	22 AWG	26 in	
44	Wire	W44		466-00001-22-PNK-RED	Pink-Red	22 AWG	26 in	
45	Wire	W45		466-00001-22-PNK-YEL	Pink-Yellow	22 AWG	26 in	
46	Wire	W46		466-00001-22-PUR-WHT	Violet-White	22 AWG	11 in	
47	Wire	W47		466-00001-22-RED-BLK	Red-Black	22 AWG	12 in	
48	Wire	W48		466-00001-22-RED-BLU	Red-Blue	22 AWG	12 in	
49	Wire	W49		466-00001-22-RED-BRN	Red-Brown	22 AWG	12 in	
50	Wire	W50		466-00001-22-RED-GRN	Red-Green	22 AWG	12 in	
51	Wire	W51		466-00001-22-RED-GRY	Red-Gray	22 AWG	12 in	
52	Wire	W52		466-00001-22-RED-ORG	Red-Orange	22 AWG	12 in	
53	Wire	W53		466-00001-22-RED-PNK	Red-Pink	22 AWG	12 in	
54	Wire	W54		466-00001-22-RED-PUR	Red-Violet	22 AWG	12 in	
55	Wire	W55		466-00001-22-RED-WHT	Red-White	22 AWG	12 in	
56	Wire	W56		466-00001-22-RED-YEL	Red-Yellow	22 AWG	12 in	
57	Wire	W57		466-00001-22-WHT-BLK	White-Black	22 AWG	11 in	
58	Wire	W58		466-00001-22-WHT-BLK	White-Black	22 AWG	17 in	
59	Wire	W59		466-00001-22-WHT-BRN	White-Brown	22 AWG	11 in	
60	Wire	W60		466-00001-22-WHT-BRN	White-Brown	22 AWG	17 in	
61	Wire	W61		466-00001-22-WHT-GRY	White-Gray	22 AWG	11 in	
62	Wire	W62		466-00001-22-BLK	Black	22 AWG	29 in	
63	Wire	W63		466-00001-22-BLK	Black	22 AWG	29 in	
64	Wire	W64		466-00001-22-BLK	Black	22 AWG	29 in	
65	Wire	W65		466-00001-22-BLK	Black	22 AWG	35 in	
66	Wire	W66		466-00001-22-BLK	Black	22 AWG	31 in	
67	Wire	W67		466-00001-22-ORG	Orange	22 AWG	18 in	
68	Wire	W68		466-00001-22-ORG	Orange	22 AWG	3 in	
69	Wire	W69		466-00001-22-ORG	Orange	22 AWG	18 in	
70	Wire	W70		466-00001-22-ORG	Orange	22 AWG	3 in	
71	Wire	W71		466-00001-22-ORG	Orange	22 AWG	18 in	
72	Wire	W72		466-00001-22-ORG	Orange	22 AWG	3 in	
73	Wire	W73		466-00001-22-ORG-BLK	Orange-Black	22 AWG	28 in	
74	Wire	W74		466-00001-22-ORG-BLK	Orange-Black	22 AWG	28 in	
75	Wire	W75		466-00001-22-ORG-BLU	Orange-Blue	22 AWG	28 in	
76	Wire	W76		466-00001-22-ORG-BRN	Orange-Brown	22 AWG	28 in	
77	Wire	W77		466-00001-22-ORG-GRY	Orange-Gray	22 AWG	28 in	
78	Wire	W78		466-00001-22-ORG-PNK	Orange-Pink	22 AWG	28 in	
79	Wire	W79		466-00001-22-ORG-PUR	Orange-Violet	22 AWG	28 in	
80	Wire	W80		466-00001-22-ORG-PUR	Orange-Violet	22 AWG	31 in	
81	Wire	W81		466-00001-22-ORG-PUR	Orange-Violet	22 AWG	24 in	
82	Wire	W82		466-00001-22-ORG-WHT	Orange-White	22 AWG	41 in	
83	Wire	W83		466-00001-22-BLK	Black	22 AWG	21 in	
84	Wire	W84		466-00001-22-BLK	Black	22 AWG	21 in	
85	Wire	W85		466-00001-22-BLK-BRN	Black-Brown	22 AWG	16 in	
86	Wire	W86		466-00001-22-BLK-ORG	Black-Orange	22 AWG	16 in	
87	Wire	W87		466-00001-22-BLK-RED	Black-Red	22 AWG	16 in	
88	Wire	W88		466-00001-22-BLK-YEL	Black-Yellow	22 AWG	16 in	
89	Wire	W89		466-00001-22-BLU-GRY	Blue-Gray	22 AWG	16 in	
90	Wire	W90		466-00001-22-BLU-PNK	Blue-Pink	22 AWG	16 in	
91	Wire	W91		466-00001-22-BLU-WHT	Blue-White	22 AWG	16 in	
92	Wire	W92		466-00001-22-BRN-GRY	Brown-Gray	22 AWG	16 in	

<b>Title:</b>	Harness: Main Lower
<b>Part Number:</b>	810-00252-01
<b>Description:</b>	Harness: TMNT Main Lower



**Raw Thrills, Inc.**

5441 Fargo Ave.  
Skokie, IL 60077  
USA

rawthrills.com  
tel: 847.679.8373  
fax: 847.679.8538

#	Type	Reference Designator	Manufacturer	Part Number	Color	Gauge	Length	Twisted With
93	Wire	W93		466-00001-22-BRN-PNK	Brown-Pink	22 AWG	16 in	
94	Wire	W94		466-00001-22-BRN-WHT	Brown-White	22 AWG	16 in	
95	Wire	W95		466-00001-22-BRN-YEL	Brown-Yellow	22 AWG	25 in	
96	Wire	W96		466-00001-22-GRN	Green	22 AWG	50 in	
97	Wire	W97		466-00001-22-GRN-GRY	Green-Gray	22 AWG	16 in	
98	Wire	W98		466-00001-22-GRN-PNK	Green-Pink	22 AWG	16 in	
99	Wire	W99		466-00001-22-GRN-WHT	Green-White	22 AWG	16 in	
100	Wire	W100		466-00001-22-GRY	Gray	22 AWG	12 in	
101	Wire	W101		466-00001-22-GRY-PNK	Gray-Pink	22 AWG	16 in	
102	Wire	W102		466-00001-22-GRY-WHT	Gray-White	22 AWG	12 in	
103	Wire	W103		466-00001-22-PUR-BLU	Violet-Blue	22 AWG	24 in	
104	Wire	W104		466-00001-22-PUR-GRN	Violet-Green	22 AWG	24 in	
105	Wire	W105		466-00001-22-PUR-ORG	Violet-Orange	22 AWG	24 in	
106	Wire	W106		466-00001-22-PUR-ORG	Violet-Orange	22 AWG	50 in	
107	Wire	W107		466-00001-22-PUR-RED	Violet-Red	22 AWG	12 in	
108	Wire	W108		466-00001-22-PUR-YEL	Violet-Yellow	22 AWG	24 in	
109	Wire	W109		466-00001-22-RED	Red	22 AWG	21 in	
110	Wire	W110		466-00001-22-RED	Red	22 AWG	21 in	
111	Wire	W111		466-00001-22-RED	Red	22 AWG	10 in	
112	Wire	W112		466-00001-22-YEL	Yellow	22 AWG	12 in	
113	Wire	W113		466-00001-22-YEL-BLK	Yellow-Black	22 AWG	12 in	
114	Wire	W114		466-00001-22-YEL-BLU	Yellow-Blue	22 AWG	12 in	
115	Wire	W115		466-00001-22-YEL-BRN	Yellow-Brown	22 AWG	12 in	
116	Wire	W116		466-00001-22-YEL-GRN	Yellow-Green	22 AWG	12 in	
117	Wire	W117		466-00001-22-YEL-GRY	Yellow-Gray	22 AWG	12 in	
118	Wire	W118		466-00001-22-YEL-ORG	Yellow-Orange	22 AWG	12 in	
119	Wire	W119		466-00001-22-YEL-PUR	Yellow-Violet	22 AWG	12 in	
120	Wire	W120		466-00001-22-YEL-RED	Yellow-Red	22 AWG	12 in	
121	Wire	W121		466-00001-22-YEL-WHT	Yellow-White	22 AWG	12 in	

<b>Title:</b>	Harness: Main Lower
<b>Part Number:</b>	810-00252-01
<b>Description:</b>	Harness: TMNT Main Lower



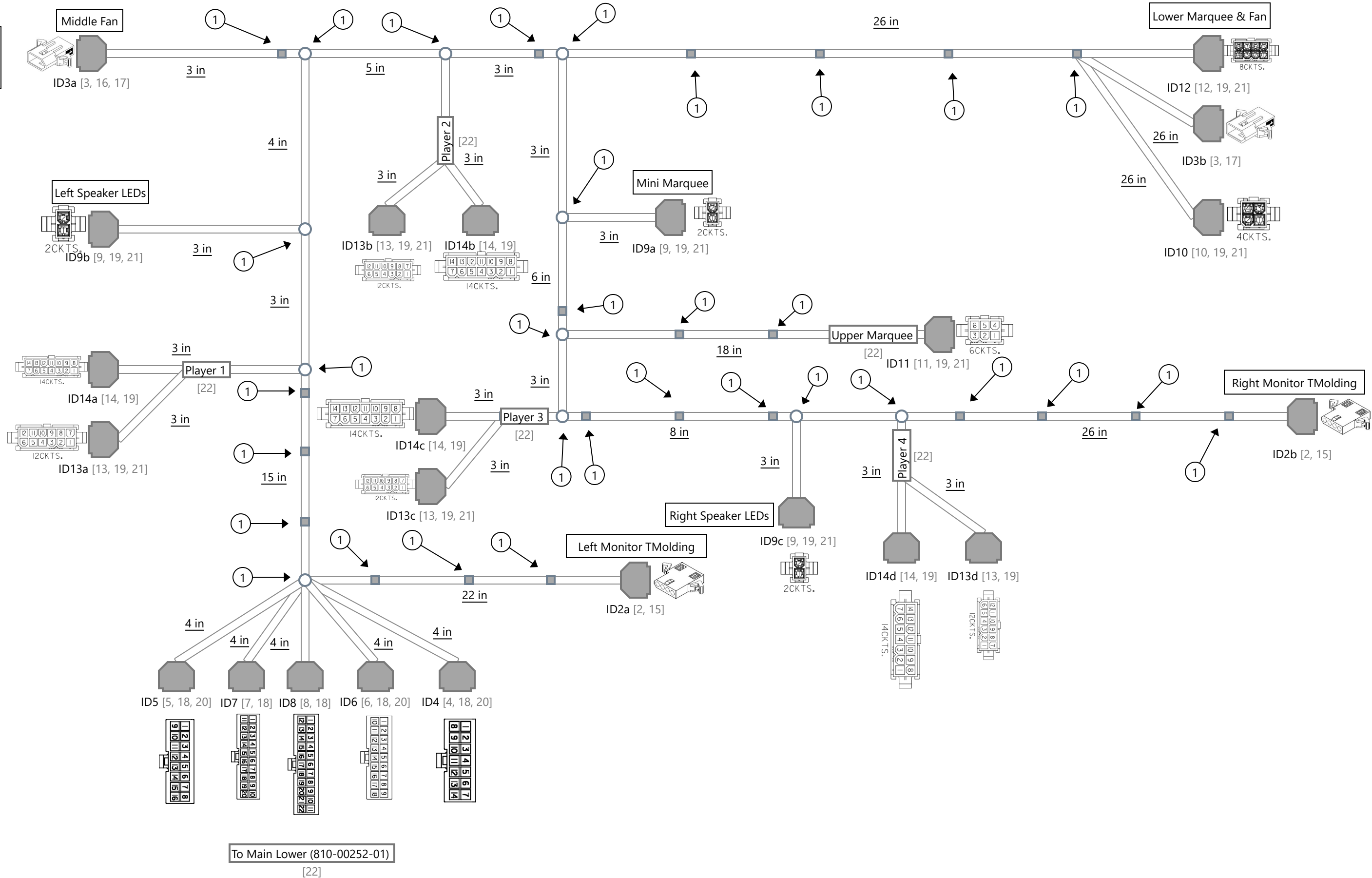
**Raw Thrills, Inc.**

5441 Fargo Ave.  
Skokie, IL 60077  
USA

rawthrills.com  
tel: 847.679.8373  
fax: 847.679.8538

#	Manufacturer	Part Number	Description	Label Text
1		Generic White Label	Generic Label	Main Upper (810-00253-01)
2		Generic White Label	Generic Label	RIO2 P8
3		Generic White Label	Generic Label	RIO2 P7
4		Generic White Label	Generic Label	Diode P3
5		Generic White Label	Generic Label	RIO2 P4
6		Generic White Label	Generic Label	Coindoor Service
7		Generic White Label	Generic Label	RIO2 P1
8		Generic White Label	Generic Label	RIO2 P2
9		Generic White Label	Generic Label	Audio P2
10		Generic White Label	Generic Label	Diode P2

TO  
810-00267-01  
(ID1)



Notes

- 1 464-00001-01 Cable Tie (x33)

Specification

- [1] All dimensions are inches (SAE) unless otherwise noted.
- [2] Wire length tolerance: ----
- [3] Strip lengths as specified by terminal datasheet unless otherwise noted.
- [4] All applicable components must be RoHS compliant (EU and China).
- [5] No part substitutions without written authorization.
- [6] Connector views are insertion side.

Title	Harness: Main Upper	Part Number	810-00253-01
Description	Harness: TMNT Main Upper	Revision	A

NOT TO SCALE

Name	Marsden	Date	4/13/18
Drawn By	Marsden		
Eng Approved	----		
Mfg Approved	----		



Raw Thrills, Inc.

5441 Fargo Ave.  
Skokie, IL 60077  
USA  
rawthrills.com  
tel: 847.679.8373  
fax: 847.679.8538

This document contains confidential and proprietary information that cannot be reproduced or divulged, in whole or in part, without written authorization from Raw Thrills, Inc.



<b>Title:</b>	Harness: Main Upper
<b>Part Number:</b>	810-00253-01
<b>Description:</b>	Harness: TMNT Main Upper



**Raw Thrills, Inc.**

5441 Fargo Ave.  
Skokie, IL 60077  
USA

rawthrills.com  
tel: 847.679.8373  
fax: 847.679.8538

Id	Type	Manufacturer	Part Number	Description	Quantity
1	Cable Tie		464-00001-01	Cable tie, 4", black	33
2	Connector	Molex	03-06-1042	HOUSING, #1625 .062 RECEPTACLE, 4 POS	2
3	Connector	Molex	03-09-2022	HOUSING, MLX PLUG, .093 PIN, 2 POS	2
4	Connector	Molex	39-01-2140	HOUSING, MLX, MINI-FIT JR, REC, 14 POS	1
5	Connector	Molex	39-01-2160	HOUSING, MLX, MINI-FIT JR, REC, 16 POS	1
6	Connector	Molex	39-01-2180	HOUSING, MLX, MINI-FIT JR, REC, 18 POS	1
7	Connector	Molex	39-01-2200	HOUSING, MLX, MINI-FIT JR, REC, 20 POS	1
8	Connector	Molex	39-01-2220	HOUSING, MLX, MINI-FIT JR, REC, 22 POS	1
9	Connector	Molex	39-01-3023	HOUSING, MLX, MINI-FIT JR, PLG, 2 POS	3
10	Connector	Molex	39-01-3043	HOUSING, MLX, MINI-FIT JR, PLG, 4 POS	1
11	Connector	Molex	39-01-3063	HOUSING, MLX, MINI-FIT JR, PLG, 6 POS	1
12	Connector	Molex	39-01-3083	HOUSING, MLX, MINI-FIT JR, PLG, 8 POS	1
13	Connector	Molex	39-01-3123	HOUSING, MLX, MINI-FIT JR, PLG, 12 POS	4
14	Connector	Molex	39-01-3143	HOUSING, MLX, MINI-FIT JR, PLG, 14 POS	4
15	Contact	Molex	02-06-1101	SOCKET, #1561 18-24GA .062 BRASS TIN PLATE	8
16	Contact	Molex	02-09-2101	PIN, #1190 14-20GA .093 BRASS TIN PLATE	1
17	Contact	Molex	02-09-2116	PIN, #1380 18-22GA .093 BRASS TIN PLATE	3
18	Contact	Molex	39-00-0038	SOCKET, MLX, MINI-FIT JR, 18-24GA BRASS/TIN	77
19	Contact	Molex	39-00-0040	PIN, MLX, MINI-FIT JR, 18-24GA BRASS/TIN	112
20	Contact	Molex	39-00-0077	SOCKET, MLX, MINI-FIT JR, 16GA BRASS/TIN	9
21	Contact	Molex	39-00-0081	PIN, MLX, MINI-FIT JR, 16GA BRASS/TIN	14
22	Label		Generic White Label	Generic Label	6
23	Wire		466-00001-22-BLK	UL 1007/1569, 300V, 22AWG, 7/30 stranding, Black	≥ 185 in
24	Wire		466-00001-22-BLK-BRN	UL 1007/1569, 300V, 22AWG, 7/30 stranding, Black w/ Brown Stripe	47 in
25	Wire		466-00001-22-BLK-ORG	UL 1007/1569, 300V, 22AWG, 7/30 stranding, Black w/Orange stripe	101 in
26	Wire		466-00001-22-BLK-RED	UL 1007/1569, 300V, 22AWG, 7/30 stranding, Black w/Red Stripe	71 in
27	Wire		466-00001-22-BLK-YEL	UL 1007/1569, 300V, 22AWG, 7/30 stranding, Black w/Yellow stripe	≥ 117 in
28	Wire		466-00001-22-BLU	UL 1007/1569, 300V, 22AWG, 7/30 stranding, Blue	22 in
29	Wire		466-00001-22-BLU-BLK	UL 1007/1569, 300V, 22AWG, 7/30 stranding, Blue w/ Black Stripe	22 in
30	Wire		466-00001-22-BLU-BRN	UL 1007/1569, 300V, 22AWG, 7/30 stranding, Blue w/ Brown Stripe	22 in
31	Wire		466-00001-22-BLU-GRN	UL 1007/1569, 300V, 22AWG, 7/30 stranding, Blue w/ Green Stripe	22 in
32	Wire		466-00001-22-BLU-GRY	UL 1007/1569, 300V, 22AWG, 7/30 stranding, Blue w/ Gray Stripe	22 in
33	Wire		466-00001-22-BLU-ORG	UL 1007/1569, 300V, 22AWG, 7/30 stranding, Blue w/ Orange Stripe	22 in
34	Wire		466-00001-22-BLU-PNK	UL 1007/1569, 300V, 22AWG, 7/30 stranding, Blue w/ Pink Stripe	22 in
35	Wire		466-00001-22-BLU-PUR	UL 1007/1569, 300V, 22AWG, 7/30 stranding, Blue w/ Purple Stripe	22 in
36	Wire		466-00001-22-BLU-RED	UL 1007/1569, 300V, 22AWG, 7/30 stranding, Blue w/ Red Stripe	22 in
37	Wire		466-00001-22-BLU-WHT	UL 1007/1569, 300V, 22AWG, 7/30 stranding, Blue w/ White Stripe	22 in
38	Wire		466-00001-22-BLU-YEL	UL 1007/1569, 300V, 22AWG, 7/30 stranding, Blue w/ Yellow Stripe	22 in
39	Wire		466-00001-22-BRN	UL 1007/1569, 300V, 22AWG, 7/30 stranding, Brown	34 in
40	Wire		466-00001-22-BRN-BLK	UL 1007/1569, 300V, 22AWG, 7/30 stranding, Brown w/Black stripe	34 in
41	Wire		466-00001-22-BRN-BLU	UL 1007/1569, 300V, 22AWG, 7/30 stranding, Brown w/Blue stripe	34 in
42	Wire		466-00001-22-BRN-GRN	UL 1007/1569, 300V, 22AWG, 7/30 stranding, Brown w/Green stripe	34 in
43	Wire		466-00001-22-BRN-GRY	UL 1007/1569, 300V, 22AWG, 7/30 stranding, Brown w/Gray stripe	34 in
44	Wire		466-00001-22-BRN-ORG	UL 1007/1569, 300V, 22AWG, 7/30 stranding, Brown w/Orange stripe	34 in
45	Wire		466-00001-22-BRN-PNK	UL 1007/1569, 300V, 22AWG, 7/30 stranding, Brown w/Pink stripe	34 in
46	Wire		466-00001-22-BRN-PUR	UL 1007/1569, 300V, 22AWG, 7/30 stranding, Brown w/Purple stripe	34 in
47	Wire		466-00001-22-BRN-RED	UL 1007/1569, 300V, 22AWG, 7/30 stranding, Brown w/Red stripe	34 in
48	Wire		466-00001-22-BRN-WHT	UL 1007/1569, 300V, 22AWG, 7/30 stranding, Brown w/White stripe	34 in
49	Wire		466-00001-22-BRN-YEL	UL 1007/1569, 300V, 22AWG, 7/30 stranding, Brown w/ Yellow Stripe	34 in
50	Wire		466-00001-22-GRN	UL 1007/1569, 300V, 22AWG, 7/30 stranding, Green	49 in
51	Wire		466-00001-22-GRN-BLK	UL 1007/1569, 300V, 22AWG, 7/30 stranding, Green w/ Black Stripe	49 in
52	Wire		466-00001-22-GRN-BLU	UL 1007/1569, 300V, 22AWG, 7/30 stranding, Green w/Blue stripe	49 in
53	Wire		466-00001-22-GRN-BRN	UL 1007/1569, 300V, 22AWG, 7/30 stranding, Green w/Brown stripe	49 in
54	Wire		466-00001-22-GRN-GRY	UL 1007/1569, 300V, 22AWG, 7/30 stranding, Green w/Gray stripe	49 in
55	Wire		466-00001-22-GRN-ORG	UL 1007/1569, 300V, 22AWG, 7/30 stranding, Green w/ Orange Stripe	49 in
56	Wire		466-00001-22-GRN-PNK	UL 1007/1569, 300V, 22AWG, 7/30 stranding, Green w/Pink stripe	49 in
57	Wire		466-00001-22-GRN-PUR	UL 1007/1569, 300V, 22AWG, 7/30 stranding, Green w/Purple stripe	49 in
58	Wire		466-00001-22-GRN-RED	UL 1007/1569, 300V, 22AWG, 7/30 stranding, Green w/Red stripe	49 in
59	Wire		466-00001-22-GRN-WHT	UL 1007/1569, 300V, 22AWG, 7/30 stranding, Green w/ White Stripe	49 in
60	Wire		466-00001-22-GRN-YEL	UL 1007/1569, 300V, 22AWG, 7/30 stranding, Green w/ Yellow Stripe	49 in
61	Wire		466-00001-22-GRY	UL 1007/1569, 300V, 22AWG, 7/30 stranding, Gray	≥ 57 in
62	Wire		466-00001-22-GRY-BLK	UL 1007/1569, 300V, 22AWG, 7/30 stranding, Gray w/Black stripe	≥ 57 in
63	Wire		466-00001-22-GRY-BLU	UL 1007/1569, 300V, 22AWG, 7/30 stranding, Gray w/ Blue Stripe	≥ 57 in
64	Wire		466-00001-22-GRY-BRN	UL 1007/1569, 300V, 22AWG, 7/30 stranding, Gray w/ Brown Stripe	≥ 57 in
65	Wire		466-00001-22-GRY-GRN	UL 1007/1569, 300V, 22AWG, 7/30 stranding, Gray w/Green stripe	≥ 57 in
66	Wire		466-00001-22-GRY-ORG	UL 1007/1569, 300V, 22AWG, 7/30 stranding, Gray w/ Orange Stripe	≥ 57 in
67	Wire		466-00001-22-GRY-PNK	UL 1007/1569, 300V, 22AWG, 7/30 stranding, Gray w/Pink stripe	≥ 57 in
68	Wire		466-00001-22-GRY-PUR	UL 1007/1569, 300V, 22AWG, 7/30 stranding, Gray w/Purple stripe	≥ 57 in
69	Wire		466-00001-22-GRY-RED	UL 1007/1569, 300V, 22AWG, 7/30 stranding, Gray w/Red stripe	≥ 57 in
70	Wire		466-00001-22-GRY-WHT	UL 1007/1569, 300V, 22AWG, 7/30 stranding, Gray w/White stripe	≥ 57 in
71	Wire		466-00001-22-GRY-YEL	UL 1007/1569, 300V, 22AWG, 7/30 stranding, Gray w/Yellow stripe	≥ 57 in
72	Wire		466-00001-22-ORG-BLK	UL 1007/1569, 300V, 22AWG, 7/30 stranding, Orange w/ Black Stripe	≥ 215 in
73	Wire		466-00001-22-ORG-BLU	UL 1007/1569, 300V, 22AWG, 7/30 stranding, Orange w/ Blue Stripe	≥ 115 in
74	Wire		466-00001-22-ORG-BRN	UL 1007/1569, 300V, 22AWG, 7/30 stranding, Orange w/Brown stripe	≥ 142 in
75	Wire		466-00001-22-ORG-GRY	UL 1007/1569, 300V, 22AWG, 7/30 stranding, Orange w/Gray stripe	126 in
76	Wire		466-00001-22-ORG-PNK	UL 1007/1569, 300V, 22AWG, 7/30 stranding, Orange w/Pink stripe	124 in
77	Wire		466-00001-22-ORG-PUR	UL 1007/1569, 300V, 22AWG, 7/30 stranding, Orange w/ Purple Stripe	≥ 103 in
78	Wire		466-00001-22-PUR-BLU	UL 1007/1569, 300V, 22AWG, 7/30 stranding, Purple w/Blue stripe	61 in
79	Wire		466-00001-22-PUR-GRN	UL 1007/1569, 300V, 22AWG, 7/30 stranding, Purple w/Green stripe	61 in
80	Wire		466-00001-22-PUR-ORG	UL 1007/1569, 300V, 22AWG, 7/30 stranding, Purple w/Orange stripe	120 in
81	Wire		466-00001-22-PUR-RED	UL 1007/1569, 300V, 22AWG, 7/30 stranding, Purple w/Red stripe	40 in
82	Wire		466-00001-22-PUR-YEL	UL 1007/1569, 300V, 22AWG, 7/30 stranding, Purple w/Yellow stripe	126 in
83	Wire		466-00001-22-RED	UL 1007/1569, 300V, 22AWG, 7/30 stranding, Red	≥ 174 in
84	Wire		466-00001-22-RED-BLK	UL 1007/1569, 300V, 22AWG, 7/30 stranding, Red w/ Black Stripe	22 in
85	Wire		466-00001-22-RED-BLU	UL 1007/1569, 300V, 22AWG, 7/30 stranding, Red w/ Blue Stripe	22 in
86	Wire		466-00001-22-RED-BRN	UL 1007/1569, 300V, 22AWG, 7/30 stranding, Red w/Brown stripe	34 in
87	Wire		466-00001-22-RED-GRN	UL 1007/1569, 300V, 22AWG, 7/30 stranding, Red w/Green stripe	34 in
88	Wire		466-00001-22-RED-GRY	UL 1007/1569, 300V, 22AWG, 7/30 stranding, Red w/Gray stripe	49 in
89	Wire		466-00001-22-RED-ORG	UL 1007/1569, 300V, 22AWG, 7/30 stranding, Red w/Orange stripe	49 in
90	Wire		466-00001-22-RED-PNK	UL 1007/1569, 300V, 22AWG, 7/30 stranding, Red w/Pink stripe	≥ 57 in
91	Wire		466-00001-22-RED-PUR	UL 1007/1569, 300V, 22AWG, 7/30 stranding, Red w/Purple stripe	≥ 57 in
92	Wire		466-00001-22-RED-WHT	UL 1007/1569, 300V, 22AWG, 7/30 stranding, Red w/White stripe	49 in

<b>Title:</b>	Harness: Main Upper
<b>Part Number:</b>	810-00253-01
<b>Description:</b>	Harness: TMNT Main Upper



**Raw Thrills, Inc.**

5441 Fargo Ave.  
Skokie, IL 60077  
USA

rawthrills.com  
tel: 847.679.8373  
fax: 847.679.8538

Id	Type	Manufacturer	Part Number	Description	Quantity
93	Wire		466-00001-22-RED-YEL	UL 1007/1569, 300V, 22AWG, 7/30 stranding, Red w/Yellow stripe	≥ 57 in
94	Wire		466-00001-22-WHT-BLK	UL 1007/1569, 300V, 22AWG, 7/30 stranding, White w/ Black Stripe	22 in
95	Wire		466-00001-22-WHT-BRN	UL 1007/1569, 300V, 22AWG, 7/30 stranding, White w/Brown stripe	34 in
96	Wire		466-00001-22-YEL	UL 1007/1569, 300V, 22AWG, 7/30 stranding, Yellow	≥ 79 in
97	Wire		466-00001-22-YEL-BLK	UL 1007/1569, 300V, 22AWG, 7/30 stranding, Yellow w/Black stripe	≥ 106 in
98	Wire		466-00001-22-YEL-BLU	UL 1007/1569, 300V, 22AWG, 7/30 stranding, Yellow w/Blue stripe	83 in
99	Wire		466-00001-22-YEL-BRN	UL 1007/1569, 300V, 22AWG, 7/30 stranding, Yellow w/Brown stripe	≥ 106 in
100	Wire		466-00001-22-YEL-GRN	UL 1007/1569, 300V, 22AWG, 7/30 stranding, Yellow w/Green stripe	≥ 79 in
101	Wire		466-00001-22-YEL-GRY	UL 1007/1569, 300V, 22AWG, 7/30 stranding, Yellow w/Gray stripe	83 in
102	Wire		466-00001-22-YEL-ORG	UL 1007/1569, 300V, 22AWG, 7/30 stranding, Yellow w/Orange stripe	≥ 79 in
103	Wire		466-00001-22-YEL-PUR	UL 1007/1569, 300V, 22AWG, 7/30 stranding, Yellow w/Purple stripe	83 in
104	Wire		466-00001-22-YEL-RED	UL 1007/1569, 300V, 22AWG, 7/30 stranding, Yellow w/Red stripe	≥ 106 in
105	Wire		466-00001-22-YEL-WHT	UL 1007/1569, 300V, 22AWG, 7/30 stranding, Yellow w/White stripe	82 in

<b>Title:</b>	Harness: Main Upper
<b>Part Number:</b>	810-00253-01
<b>Description:</b>	Harness: TMNT Main Upper



**Raw Thrills, Inc.**

5441 Fargo Ave.  
Skokie, IL 60077  
USA

rawthrills.com  
tel: 847.679.8373  
fax: 847.679.8538

From	To	Conductor	Conductor PN	Gauge	Length	Notes
ID4.1	ID13c.4	W110.Orange-Violet	466-00001-22-ORG-PUR	22 AWG	49 in	+12v Fused Audio/DBV/Card Reader
ID4.2	ID13a.7	W53.Red-Black	466-00001-22-RED-BLK	22 AWG	22 in	P1 E-Ticket Drive
ID4.3	ID13a.8	W54.Red-Blue	466-00001-22-RED-BLU	22 AWG	22 in	P1 E-Ticket Notch
ID4.4	ID13b.7	W55.Red-Brown	466-00001-22-RED-BRN	22 AWG	34 in	P2 E-Ticket Drive
ID4.5	ID13b.8	W56.Red-Green	466-00001-22-RED-GRN	22 AWG	34 in	P2 E-Ticket Notch
ID4.6	ID13c.7	W57.Red-Gray	466-00001-22-RED-GRY	22 AWG	49 in	P3 E-Ticket Drive
ID4.7	ID13c.8	W58.Red-Orange	466-00001-22-RED-ORG	22 AWG	49 in	P3 E-Ticket Notch
ID4.8	ID13d.7	W59.Red-Pink	466-00001-22-RED-PNK	22 AWG	≥ 57 in	P4 E-Ticket Drive
ID4.9	ID13d.8	W60.Red-Violet	466-00001-22-RED-PUR	22 AWG	≥ 57 in	P4 E-Ticket Notch
ID5.1	ID12.6	W118.Violet-Yellow	466-00001-22-PUR-YEL	22 AWG	60 in	"Turtle" Uplighting
ID5.2	ID13b.5	W133.Red	466-00001-22-RED	22 AWG	34 in	+5v
ID5.3	ID13d.5	W137.Red	466-00001-22-RED	22 AWG	≥ 57 in	+5v
ID5.4	ID13d.11	W66.Yellow	466-00001-22-YEL	22 AWG	≥ 57 in	Outside TMold G
ID5.5	ID2b.2	W68.Yellow-Black	466-00001-22-YEL-BLK	22 AWG	≥ 80 in	Monitor TMold R
ID5.6	ID13c.12	W70.Yellow-Blue	466-00001-22-YEL-BLU	22 AWG	49 in	Inside TMold R
ID5.7	ID2b.3	W72.Yellow-Brown	466-00001-22-YEL-BRN	22 AWG	≥ 80 in	Monitor TMold G
ID5.8	ID13d.10	W74.Yellow-Green	466-00001-22-YEL-GRN	22 AWG	≥ 57 in	Outside TMold B
ID5.9	ID13c.10	W76.Yellow-Gray	466-00001-22-YEL-GRY	22 AWG	49 in	Inside TMold B
ID6.1	ID14d.7	W44.Gray-Brown	466-00001-22-GRY-BRN	22 AWG	≥ 57 in	Joy DN P4/Common
ID6.2	ID14d.8	W45.Gray-Green	466-00001-22-GRY-GRN	22 AWG	≥ 57 in	Jump P4/Common
ID6.3	ID14d.10	W46.Gray-Orange	466-00001-22-GRY-ORG	22 AWG	≥ 57 in	Joy RT P4/Common
ID6.4	ID14d.11	W47.Gray-Pink	466-00001-22-GRY-PNK	22 AWG	≥ 57 in	Start P4/Common
ID6.5	ID14d.12	W48.Gray-Violet	466-00001-22-GRY-PUR	22 AWG	≥ 57 in	Start P4/Common
ID6.6	ID14d.13	W49.Gray-Red	466-00001-22-GRY-RED	22 AWG	≥ 57 in	Joy LT P4/Common
ID6.7	ID14d.14	W50.Gray-White	466-00001-22-GRY-WHT	22 AWG	≥ 57 in	Power P4/Common
ID6.8	ID13d.1	W51.Gray-Yellow	466-00001-22-GRY-YEL	22 AWG	≥ 57 in	Attack P4/Common
ID6.9	ID3a.1	W87.Orange-Black	466-00001-22-ORG-BLK	22 AWG	29 in	+12v Fused Spkr Bezel/Mini Marquee
ID7.1	ID14b.10	W24.Brown-Orange	466-00001-22-BRN-ORG	22 AWG	34 in	Joy RT P2/Common
ID7.2	ID14b.11	W25.Brown-Pink	466-00001-22-BRN-PNK	22 AWG	34 in	Start P2/Common
ID7.3	ID14b.12	W26.Brown-Violet	466-00001-22-BRN-PUR	22 AWG	34 in	Start P2/Common
ID7.4	ID14b.13	W27.Brown-Red	466-00001-22-BRN-RED	22 AWG	34 in	Joy LT P2/Common
ID7.5	ID14b.14	W28.Brown-White	466-00001-22-BRN-WHT	22 AWG	34 in	Power P2/Common
ID7.6	ID13b.1	W29.Brown-Yellow	466-00001-22-BRN-YEL	22 AWG	34 in	Attack P2/Common
ID7.7	ID14c.8	W30.Green	466-00001-22-GRN	22 AWG	49 in	Jump P3/Common
ID7.8	ID14c.6	W31.Green-Black	466-00001-22-GRN-BLK	22 AWG	49 in	Joy UP P3/Common
ID7.9	ID14c.5	W32.Green-Blue	466-00001-22-GRN-BLU	22 AWG	49 in	Power P3/Common
ID8.1	ID3a.2	W2.Black	466-00001-22-BLK	22 AWG	29 in	Digital Ground
ID8.2	ID14c.1	W5.Black	466-00001-22-BLK	22 AWG	49 in	Digital Ground
ID8.3	ID14a.2	W120.Black-Brown	466-00001-22-BLK-BRN	22 AWG	22 in	P1 Ground
ID8.4	ID14c.2	W123.Black-Orange	466-00001-22-BLK-ORG	22 AWG	49 in	P3 Ground
ID8.5	ID14b.2	W126.Black-Red	466-00001-22-BLK-RED	22 AWG	34 in	P2 Ground
ID8.6	ID14d.2	W129.Black-Yellow	466-00001-22-BLK-YEL	22 AWG	≥ 57 in	P4 Ground
ID8.7	ID14a.5	W8.Blue	466-00001-22-BLU	22 AWG	22 in	Power P1/Common
ID8.8	ID14a.6	W9.Blue-Black	466-00001-22-BLU-BLK	22 AWG	22 in	Joy UP P1/Common
ID8.9	ID14a.7	W10.Blue-Brown	466-00001-22-BLU-BRN	22 AWG	22 in	Joy DN P1/Common
ID2a.1	ID6.12	W98.Orange-Brown	466-00001-22-ORG-BRN	22 AWG	26 in	+12v Fused TMold Monitor/Edge Glow
ID2a.2	ID5.5	W67.Yellow-Black	466-00001-22-YEL-BLK	22 AWG	26 in	Monitor TMold R
ID2a.3	ID5.7	W71.Yellow-Brown	466-00001-22-YEL-BRN	22 AWG	26 in	Monitor TMold G
ID2a.4	ID5.12	W81.Yellow-Red	466-00001-22-YEL-RED	22 AWG	26 in	Monitor TMold B
ID3a.1	ID13b.2	W88.Orange-Black	466-00001-22-ORG-BLK	22 AWG	11 in	+12v Fused Spkr Bezel/Mini Marquee
ID3a.2	ID14b.1	W3.Black	466-00001-22-BLK	22 AWG	11 in	Digital Ground
ID3b.1	ID9a.1	W89.Orange-Black	466-00001-22-ORG-BLK	22 AWG	32 in	+12v Fused Spkr Bezel/Mini Marquee
ID3b.2	ID8.2	W4.Black	466-00001-22-BLK	22 AWG	60 in	Digital Ground
ID4.10	ID13c.9	W61.Red-White	466-00001-22-RED-WHT	22 AWG	49 in	P3 Coin
ID4.11	ID13d.9	W62.Red-Yellow	466-00001-22-RED-YEL	22 AWG	≥ 57 in	P4 Coin
ID4.12	ID13a.9	W63.White-Black	466-00001-22-WHT-BLK	22 AWG	22 in	P1 Coin
ID4.13	ID13b.9	W64.White-Brown	466-00001-22-WHT-BRN	22 AWG	34 in	P2 Coin
ID5.10	ID13d.12	W78.Yellow-Orange	466-00001-22-YEL-ORG	22 AWG	≥ 57 in	Outside TMold R
ID5.11	ID13c.11	W80.Yellow-Violet	466-00001-22-YEL-PUR	22 AWG	49 in	Inside TMold G
ID5.12	ID2b.4	W82.Yellow-Red	466-00001-22-YEL-RED	22 AWG	≥ 80 in	Monitor TMold B
ID5.13	ID9c.2	W84.Yellow-White	466-00001-22-YEL-WHT	22 AWG	57 in	Speaker Bezel
ID6.10	ID13c.2	W91.Orange-Black	466-00001-22-ORG-BLK	22 AWG	49 in	+12v Fused Spkr Bezel/Mini Marquee
ID6.11	ID13c.3	W96.Orange-Blue	466-00001-22-ORG-BLU	22 AWG	49 in	+12v Fused TMold Side/TMold Center
ID6.12	ID11.1	W99.Orange-Brown	466-00001-22-ORG-BRN	22 AWG	61 in	+12v Fused TMold Monitor/Edge Glow
ID6.13	ID12.2	W103.Orange-Gray	466-00001-22-ORG-GRY	22 AWG	60 in	+12v Fused "Turtles" Uplight Rig
ID6.14	ID11.2	W107.Orange-Pink	466-00001-22-ORG-PNK	22 AWG	61 in	+12v Fused Marq Uplight Translite
ID6.15	ID11.3	W112.Violet-Blue	466-00001-22-PUR-BLU	22 AWG	61 in	"Turtles" Translite
ID6.16	ID11.4	W113.Violet-Green	466-00001-22-PUR-GRN	22 AWG	61 in	Edge Glow LED
ID6.17	ID10.4	W115.Violet-Orange	466-00001-22-PUR-ORG	22 AWG	60 in	Marquee Uplighting
ID6.18	ID9a.2	W52.Violet-Red	466-00001-22-PUR-RED	22 AWG	40 in	Mini Marquee
ID7.10	ID14c.7	W33.Green-Brown	466-00001-22-GRN-BRN	22 AWG	49 in	Joy DN P3/Common
ID7.11	ID14c.9	W34.Green-Gray	466-00001-22-GRN-GRY	22 AWG	49 in	Attack/Jump P3/Common
ID7.12	ID14c.10	W35.Green-Orange	466-00001-22-GRN-ORG	22 AWG	49 in	Joy RT P3/Common
ID7.13	ID14c.11	W36.Green-Pink	466-00001-22-GRN-PNK	22 AWG	49 in	Start P3/Common
ID7.14	ID14c.12	W37.Green-Violet	466-00001-22-GRN-PUR	22 AWG	49 in	Start P3/Common
ID7.15	ID14c.13	W38.Green-Red	466-00001-22-GRN-RED	22 AWG	49 in	Joy LT P3/Common
ID7.16	ID14c.14	W39.Green-White	466-00001-22-GRN-WHT	22 AWG	49 in	Power P3/Common
ID7.17	ID13c.1	W40.Green-Yellow	466-00001-22-GRN-YEL	22 AWG	49 in	Attack P3/Common
ID7.18	ID14d.9	W41.Gray	466-00001-22-GRY	22 AWG	≥ 57 in	Attack/Jump P4/Common
ID7.19	ID14d.6	W42.Gray-Black	466-00001-22-GRY-BLK	22 AWG	≥ 57 in	Joy UP P4/Common
ID7.20	ID14d.5	W43.Gray-Blue	466-00001-22-GRY-BLU	22 AWG	≥ 57 in	Power P4/Common
ID8.10	ID14a.8	W11.Blue-Green	466-00001-22-BLU-GRN	22 AWG	22 in	Jump P1/Common
ID8.11	ID14a.9	W12.Blue-Gray	466-00001-22-BLU-GRY	22 AWG	22 in	Attack LMP P1/Common
ID8.12	ID14a.10	W13.Blue-Orange	466-00001-22-BLU-ORG	22 AWG	22 in	Joy RT P1/Common
ID8.13	ID14a.11	W14.Blue-Pink	466-00001-22-BLU-PNK	22 AWG	22 in	Start LMP P1/Common
ID8.14	ID14a.12	W15.Blue-Violet	466-00001-22-BLU-PUR	22 AWG	22 in	Start P1/Common
ID8.15	ID14a.13	W16.Blue-Red	466-00001-22-BLU-RED	22 AWG	22 in	Joy LT P1/Common
ID8.16	ID14a.14	W17.Blue-White	466-00001-22-BLU-WHT	22 AWG	22 in	Power LMP P1/Common
ID8.17	ID13a.1	W18.Blue-Yellow	466-00001-22-BLU-YEL	22 AWG	22 in	Attack P1/Common
ID8.18	ID14b.7	W19.Brown	466-00001-22-BRN	22 AWG	34 in	Joy DN P2/Common
ID8.19	ID14b.6	W20.Brown-Black	466-00001-22-BRN-BLK	22 AWG	34 in	Joy UP P2/Common
ID8.20	ID14b.5	W21.Brown-Blue	466-00001-22-BRN-BLU	22 AWG	34 in	Power P2/Common



<b>Title:</b>	Harness: Main Upper
<b>Part Number:</b>	810-00253-01
<b>Description:</b>	Harness: TMNT Main Upper



**Raw Thrills, Inc.**

5441 Fargo Ave.  
Skokie, IL 60077  
USA

rawthrills.com  
tel: 847.679.8373  
fax: 847.679.8538

From	To	Conductor	Conductor PN	Gauge	Length	Notes
ID8.21	ID14b.8	W22.Brown-Green	466-00001-22-BRN-GRN	22 AWG	34 in	Jump P2/Common
ID8.22	ID14b.9	W23.Brown-Gray	466-00001-22-BRN-GRY	22 AWG	34 in	Attack/Jump P2/Common
ID9a.1	ID6.10	W90.Orange-Black	466-00001-22-ORG-BLK	22 AWG	40 in	+12v Fused Spkr Bezel/Mini Marquee
ID9b.1	ID6.9	W86.Orange-Black	466-00001-22-ORG-BLK	22 AWG	25 in	+12v Fused Spkr Bezel/Mini Marquee
ID9b.2	ID5.13	W83.Yellow-White	466-00001-22-YEL-WHT	22 AWG	25 in	Speaker Bezel
ID9c.1	ID13d.2	W93.Orange-Black	466-00001-22-ORG-BLK	22 AWG	≥ 6 in	+12v Fused Spkr Bezel/Mini Marquee
ID10.1	ID6.14	W106.Orange-Pink	466-00001-22-ORG-PNK	22 AWG	60 in	+12v Fused Marq Uplight Translite
ID10.2	ID10.1	W105.Orange-Pink	466-00001-22-ORG-PNK	22 AWG	3 in	+12v Fused Marq Uplight Translite
ID10.3	ID6.17	W114.Violet-Orange	466-00001-22-PUR-ORG	22 AWG	60 in	Marquee Uplighting
ID11.1	ID2b.1	W100.Orange-Brown	466-00001-22-ORG-BRN	22 AWG	≥ 55 in	+12v Fused TMold Monitor/Edge Glow
ID12.1	ID6.13	W102.Orange-Gray	466-00001-22-ORG-GRY	22 AWG	60 in	+12v Fused "Turtles" Uplight Rig
ID12.2	ID12.4	W104.Orange-Gray	466-00001-22-ORG-GRY	22 AWG	3 in	+12v Fused "Turtles" Uplight Rig
ID12.3	ID12.1	W101.Orange-Gray	466-00001-22-ORG-GRY	22 AWG	3 in	+12v Fused "Turtles" Uplight Rig
ID12.5	ID5.1	W117.Violet-Yellow	466-00001-22-PUR-YEL	22 AWG	60 in	"Turtle" Uplighting
ID12.6	ID12.8	W119.Violet-Yellow	466-00001-22-PUR-YEL	22 AWG	3 in	"Turtle" Uplighting
ID12.7	ID12.5	W116.Violet-Yellow	466-00001-22-PUR-YEL	22 AWG	3 in	"Turtle" Uplighting
ID13a.2	ID9b.1	W85.Orange-Black	466-00001-22-ORG-BLK	22 AWG	9 in	+12v Fused Spkr Bezel/Mini Marquee
ID13a.3	ID13b.3	W94.Orange-Blue	466-00001-22-ORG-BLU	22 AWG	18 in	+12v Fused TMold Side/TMold Center
ID13a.4	ID4.1	W109.Orange-Violet	466-00001-22-ORG-PUR	22 AWG	22 in	+12v Fused Audio/DBV/Card Reader
ID13a.5	ID5.2	W132.Red	466-00001-22-RED	22 AWG	22 in	+5v
ID13a.6	ID13a.5	W131.Red	466-00001-22-RED	22 AWG	3 in	+5v
ID13b.3	ID6.11	W95.Orange-Blue	466-00001-22-ORG-BLU	22 AWG	34 in	+12v Fused TMold Side/TMold Center
ID13b.4	ID13a.4	W108.Orange-Violet	466-00001-22-ORG-PUR	22 AWG	18 in	+12v Fused Audio/DBV/Card Reader
ID13b.5	ID13b.6	W134.Red	466-00001-22-RED	22 AWG	3 in	+5v
ID13c.2	ID9c.1	W92.Orange-Black	466-00001-22-ORG-BLK	22 AWG	14 in	+12v Fused Spkr Bezel/Mini Marquee
ID13c.3	ID13d.3	W97.Orange-Blue	466-00001-22-ORG-BLU	22 AWG	≥ 14 in	+12v Fused TMold Side/TMold Center
ID13c.4	ID13d.4	W111.Orange-Violet	466-00001-22-ORG-PUR	22 AWG	≥ 14 in	+12v Fused Audio/DBV/Card Reader
ID13c.5	ID5.3	W136.Red	466-00001-22-RED	22 AWG	49 in	+5v
ID13c.6	ID13c.5	W135.Red	466-00001-22-RED	22 AWG	3 in	+5v
ID13d.5	ID13d.6	W138.Red	466-00001-22-RED	22 AWG	3 in	+5v
ID14a.1	ID8.1	W1.Black	466-00001-22-BLK	22 AWG	22 in	Digital Ground
ID14a.2	ID14a.3	W121.Black-Brown	466-00001-22-BLK-BRN	22 AWG	3 in	P1 Ground
ID14a.4	ID8.3	W7.Black-Brown	466-00001-22-BLK-BRN	22 AWG	22 in	P1 Ground
ID14b.2	ID14b.3	W127.Black-Red	466-00001-22-BLK-RED	22 AWG	3 in	P2 Ground
ID14b.4	ID8.5	W125.Black-Red	466-00001-22-BLK-RED	22 AWG	34 in	P2 Ground
ID14c.1	ID14d.1	W6.Black	466-00001-22-BLK	22 AWG	≥ 14 in	Digital Ground
ID14c.2	ID14c.3	W124.Black-Orange	466-00001-22-BLK-ORG	22 AWG	3 in	P3 Ground
ID14c.4	ID8.4	W122.Black-Orange	466-00001-22-BLK-ORG	22 AWG	49 in	P3 Ground
ID14d.2	ID14d.3	W130.Black-Yellow	466-00001-22-BLK-YEL	22 AWG	3 in	P4 Ground
ID14d.4	ID8.6	W128.Black-Yellow	466-00001-22-BLK-YEL	22 AWG	≥ 57 in	P4 Ground
ID13a.10	ID5.8	W73.Yellow-Green	466-00001-22-YEL-GRN	22 AWG	22 in	Outside TMold B
ID13a.11	ID5.4	W65.Yellow	466-00001-22-YEL	22 AWG	22 in	Outside TMold G
ID13a.12	ID5.10	W77.Yellow-Orange	466-00001-22-YEL-ORG	22 AWG	22 in	Outside TMold R
ID13b.10	ID5.9	W75.Yellow-Gray	466-00001-22-YEL-GRY	22 AWG	34 in	Inside TMold B
ID13b.11	ID5.11	W79.Yellow-Violet	466-00001-22-YEL-PUR	22 AWG	34 in	Inside TMold G
ID13b.12	ID5.6	W69.Yellow-Blue	466-00001-22-YEL-BLU	22 AWG	34 in	Inside TMold R

<b>Title:</b>	Harness: Main Upper
<b>Part Number:</b>	810-00253-01
<b>Description:</b>	Harness: TMNT Main Upper



**Raw Thrills, Inc.**

5441 Fargo Ave.  
Skokie, IL 60077  
USA

rawthrills.com  
tel: 847.679.8373  
fax: 847.679.8538

#	Type	Reference Designator	Manufacturer	Part Number	Color	Gauge	Length	Twisted With
1	Wire	W1		466-0001-22-BLK	Black	22 AWG	22 in	
2	Wire	W2		466-0001-22-BLK	Black	22 AWG	29 in	
3	Wire	W3		466-0001-22-BLK	Black	22 AWG	11 in	
4	Wire	W4		466-0001-22-BLK	Black	22 AWG	60 in	
5	Wire	W5		466-0001-22-BLK	Black	22 AWG	49 in	
6	Wire	W6		466-0001-22-BLK	Black	22 AWG	≥ 14 in	
7	Wire	W7		466-0001-22-BLK-BRN	Black-Brown	22 AWG	22 in	
8	Wire	W8		466-0001-22-BLU	Blue	22 AWG	22 in	
9	Wire	W9		466-0001-22-BLU-BLK	Blue-Black	22 AWG	22 in	
10	Wire	W10		466-0001-22-BLU-BRN	Blue-Brown	22 AWG	22 in	
11	Wire	W11		466-0001-22-BLU-GRN	Blue-Green	22 AWG	22 in	
12	Wire	W12		466-0001-22-BLU-GRY	Blue-Gray	22 AWG	22 in	
13	Wire	W13		466-0001-22-BLU-ORG	Blue-Orange	22 AWG	22 in	
14	Wire	W14		466-0001-22-BLU-PNK	Blue-Pink	22 AWG	22 in	
15	Wire	W15		466-0001-22-BLU-PUR	Blue-Violet	22 AWG	22 in	
16	Wire	W16		466-0001-22-BLU-RED	Blue-Red	22 AWG	22 in	
17	Wire	W17		466-0001-22-BLU-WHT	Blue-White	22 AWG	22 in	
18	Wire	W18		466-0001-22-BLU-YEL	Blue-Yellow	22 AWG	22 in	
19	Wire	W19		466-0001-22-BRN	Brown	22 AWG	34 in	
20	Wire	W20		466-0001-22-BRN-BLK	Brown-Black	22 AWG	34 in	
21	Wire	W21		466-0001-22-BRN-BLU	Brown-Blue	22 AWG	34 in	
22	Wire	W22		466-0001-22-BRN-GRN	Brown-Green	22 AWG	34 in	
23	Wire	W23		466-0001-22-BRN-GRY	Brown-Gray	22 AWG	34 in	
24	Wire	W24		466-0001-22-BRN-ORG	Brown-Orange	22 AWG	34 in	
25	Wire	W25		466-0001-22-BRN-PNK	Brown-Pink	22 AWG	34 in	
26	Wire	W26		466-0001-22-BRN-PUR	Brown-Violet	22 AWG	34 in	
27	Wire	W27		466-0001-22-BRN-RED	Brown-Red	22 AWG	34 in	
28	Wire	W28		466-0001-22-BRN-WHT	Brown-White	22 AWG	34 in	
29	Wire	W29		466-0001-22-BRN-YEL	Brown-Yellow	22 AWG	34 in	
30	Wire	W30		466-0001-22-GRN	Green	22 AWG	49 in	
31	Wire	W31		466-0001-22-GRN-BLK	Green-Black	22 AWG	49 in	
32	Wire	W32		466-0001-22-GRN-BLU	Green-Blue	22 AWG	49 in	
33	Wire	W33		466-0001-22-GRN-BRN	Green-Brown	22 AWG	49 in	
34	Wire	W34		466-0001-22-GRN-GRY	Green-Gray	22 AWG	49 in	
35	Wire	W35		466-0001-22-GRN-ORG	Green-Orange	22 AWG	49 in	
36	Wire	W36		466-0001-22-GRN-PNK	Green-Pink	22 AWG	49 in	
37	Wire	W37		466-0001-22-GRN-PUR	Green-Violet	22 AWG	49 in	
38	Wire	W38		466-0001-22-GRN-RED	Green-Red	22 AWG	49 in	
39	Wire	W39		466-0001-22-GRN-WHT	Green-White	22 AWG	49 in	
40	Wire	W40		466-0001-22-GRN-YEL	Green-Yellow	22 AWG	49 in	
41	Wire	W41		466-0001-22-GRY	Gray	22 AWG	≥ 57 in	
42	Wire	W42		466-0001-22-GRY-BLK	Gray-Black	22 AWG	≥ 57 in	
43	Wire	W43		466-0001-22-GRY-BLU	Gray-Blue	22 AWG	≥ 57 in	
44	Wire	W44		466-0001-22-GRY-BRN	Gray-Brown	22 AWG	≥ 57 in	
45	Wire	W45		466-0001-22-GRY-GRN	Gray-Green	22 AWG	≥ 57 in	
46	Wire	W46		466-0001-22-GRY-ORG	Gray-Orange	22 AWG	≥ 57 in	
47	Wire	W47		466-0001-22-GRY-PNK	Gray-Pink	22 AWG	≥ 57 in	
48	Wire	W48		466-0001-22-GRY-PUR	Gray-Violet	22 AWG	≥ 57 in	
49	Wire	W49		466-0001-22-GRY-RED	Gray-Red	22 AWG	≥ 57 in	
50	Wire	W50		466-0001-22-GRY-WHT	Gray-White	22 AWG	≥ 57 in	
51	Wire	W51		466-0001-22-GRY-YEL	Gray-Yellow	22 AWG	≥ 57 in	
52	Wire	W52		466-0001-22-PUR-RED	Violet-Red	22 AWG	40 in	
53	Wire	W53		466-0001-22-RED-BLK	Red-Black	22 AWG	22 in	
54	Wire	W54		466-0001-22-RED-BLU	Red-Blue	22 AWG	22 in	
55	Wire	W55		466-0001-22-RED-BRN	Red-Brown	22 AWG	34 in	
56	Wire	W56		466-0001-22-RED-GRN	Red-Green	22 AWG	34 in	
57	Wire	W57		466-0001-22-RED-GRY	Red-Gray	22 AWG	49 in	
58	Wire	W58		466-0001-22-RED-ORG	Red-Orange	22 AWG	49 in	
59	Wire	W59		466-0001-22-RED-PNK	Red-Pink	22 AWG	≥ 57 in	
60	Wire	W60		466-0001-22-RED-PUR	Red-Violet	22 AWG	≥ 57 in	
61	Wire	W61		466-0001-22-RED-WHT	Red-White	22 AWG	49 in	
62	Wire	W62		466-0001-22-RED-YEL	Red-Yellow	22 AWG	≥ 57 in	
63	Wire	W63		466-0001-22-WHT-BLK	White-Black	22 AWG	22 in	
64	Wire	W64		466-0001-22-WHT-BRN	White-Brown	22 AWG	34 in	
65	Wire	W65		466-0001-22-YEL	Yellow	22 AWG	22 in	
66	Wire	W66		466-0001-22-YEL	Yellow	22 AWG	≥ 57 in	
67	Wire	W67		466-0001-22-YEL-BLK	Yellow-Black	22 AWG	26 in	
68	Wire	W68		466-0001-22-YEL-BLK	Yellow-Black	22 AWG	≥ 80 in	
69	Wire	W69		466-0001-22-YEL-BLU	Yellow-Blue	22 AWG	34 in	
70	Wire	W70		466-0001-22-YEL-BLU	Yellow-Blue	22 AWG	49 in	
71	Wire	W71		466-0001-22-YEL-BRN	Yellow-Brown	22 AWG	26 in	
72	Wire	W72		466-0001-22-YEL-BRN	Yellow-Brown	22 AWG	≥ 80 in	
73	Wire	W73		466-0001-22-YEL-GRN	Yellow-Green	22 AWG	22 in	
74	Wire	W74		466-0001-22-YEL-GRN	Yellow-Green	22 AWG	≥ 57 in	
75	Wire	W75		466-0001-22-YEL-GRY	Yellow-Gray	22 AWG	34 in	
76	Wire	W76		466-0001-22-YEL-GRY	Yellow-Gray	22 AWG	49 in	
77	Wire	W77		466-0001-22-YEL-ORG	Yellow-Orange	22 AWG	22 in	
78	Wire	W78		466-0001-22-YEL-ORG	Yellow-Orange	22 AWG	≥ 57 in	
79	Wire	W79		466-0001-22-YEL-PUR	Yellow-Violet	22 AWG	34 in	
80	Wire	W80		466-0001-22-YEL-PUR	Yellow-Violet	22 AWG	49 in	
81	Wire	W81		466-0001-22-YEL-RED	Yellow-Red	22 AWG	26 in	
82	Wire	W82		466-0001-22-YEL-RED	Yellow-Red	22 AWG	≥ 80 in	
83	Wire	W83		466-0001-22-YEL-WHT	Yellow-White	22 AWG	25 in	
84	Wire	W84		466-0001-22-YEL-WHT	Yellow-White	22 AWG	57 in	
85	Wire	W85		466-0001-22-ORG-BLK	Orange-Black	22 AWG	9 in	
86	Wire	W86		466-0001-22-ORG-BLK	Orange-Black	22 AWG	25 in	
87	Wire	W87		466-0001-22-ORG-BLK	Orange-Black	22 AWG	29 in	
88	Wire	W88		466-0001-22-ORG-BLK	Orange-Black	22 AWG	11 in	
89	Wire	W89		466-0001-22-ORG-BLK	Orange-Black	22 AWG	32 in	
90	Wire	W90		466-0001-22-ORG-BLK	Orange-Black	22 AWG	40 in	
91	Wire	W91		466-0001-22-ORG-BLK	Orange-Black	22 AWG	49 in	
92	Wire	W92		466-0001-22-ORG-BLK	Orange-Black	22 AWG	14 in	

<b>Title:</b>	Harness: Main Upper
<b>Part Number:</b>	810-00253-01
<b>Description:</b>	Harness: TMNT Main Upper



**Raw Thrills, Inc.**

5441 Fargo Ave.  
Skokie, IL 60077  
USA

rawthrills.com  
tel: 847.679.8373  
fax: 847.679.8538

#	Type	Reference Designator	Manufacturer	Part Number	Color	Gauge	Length	Twisted With
93	Wire	W93		466-00001-22-ORG-BLK	Orange-Black	22 AWG	≥ 6 in	
94	Wire	W94		466-00001-22-ORG-BLU	Orange-Blue	22 AWG	18 in	
95	Wire	W95		466-00001-22-ORG-BLU	Orange-Blue	22 AWG	34 in	
96	Wire	W96		466-00001-22-ORG-BLU	Orange-Blue	22 AWG	49 in	
97	Wire	W97		466-00001-22-ORG-BLU	Orange-Blue	22 AWG	≥ 14 in	
98	Wire	W98		466-00001-22-ORG-BRN	Orange-Brown	22 AWG	26 in	
99	Wire	W99		466-00001-22-ORG-BRN	Orange-Brown	22 AWG	61 in	
100	Wire	W100		466-00001-22-ORG-BRN	Orange-Brown	22 AWG	≥ 55 in	
101	Wire	W101		466-00001-22-ORG-GRY	Orange-Gray	22 AWG	3 in	
102	Wire	W102		466-00001-22-ORG-GRY	Orange-Gray	22 AWG	60 in	
103	Wire	W103		466-00001-22-ORG-GRY	Orange-Gray	22 AWG	60 in	
104	Wire	W104		466-00001-22-ORG-GRY	Orange-Gray	22 AWG	3 in	
105	Wire	W105		466-00001-22-ORG-PNK	Orange-Pink	22 AWG	3 in	
106	Wire	W106		466-00001-22-ORG-PNK	Orange-Pink	22 AWG	60 in	
107	Wire	W107		466-00001-22-ORG-PNK	Orange-Pink	22 AWG	61 in	
108	Wire	W108		466-00001-22-ORG-PUR	Orange-Violet	22 AWG	18 in	
109	Wire	W109		466-00001-22-ORG-PUR	Orange-Violet	22 AWG	22 in	
110	Wire	W110		466-00001-22-ORG-PUR	Orange-Violet	22 AWG	49 in	
111	Wire	W111		466-00001-22-ORG-PUR	Orange-Violet	22 AWG	≥ 14 in	
112	Wire	W112		466-00001-22-PUR-BLU	Violet-Blue	22 AWG	61 in	
113	Wire	W113		466-00001-22-PUR-GRN	Violet-Green	22 AWG	61 in	
114	Wire	W114		466-00001-22-PUR-ORG	Violet-Orange	22 AWG	60 in	
115	Wire	W115		466-00001-22-PUR-ORG	Violet-Orange	22 AWG	60 in	
116	Wire	W116		466-00001-22-PUR-YEL	Violet-Yellow	22 AWG	3 in	
117	Wire	W117		466-00001-22-PUR-YEL	Violet-Yellow	22 AWG	60 in	
118	Wire	W118		466-00001-22-PUR-YEL	Violet-Yellow	22 AWG	60 in	
119	Wire	W119		466-00001-22-PUR-YEL	Violet-Yellow	22 AWG	3 in	
120	Wire	W120		466-00001-22-BLK-BRN	Black-Brown	22 AWG	22 in	
121	Wire	W121		466-00001-22-BLK-BRN	Black-Brown	22 AWG	3 in	
122	Wire	W122		466-00001-22-BLK-ORG	Black-Orange	22 AWG	49 in	
123	Wire	W123		466-00001-22-BLK-ORG	Black-Orange	22 AWG	49 in	
124	Wire	W124		466-00001-22-BLK-ORG	Black-Orange	22 AWG	3 in	
125	Wire	W125		466-00001-22-BLK-RED	Black-Red	22 AWG	34 in	
126	Wire	W126		466-00001-22-BLK-RED	Black-Red	22 AWG	34 in	
127	Wire	W127		466-00001-22-BLK-RED	Black-Red	22 AWG	3 in	
128	Wire	W128		466-00001-22-BLK-YEL	Black-Yellow	22 AWG	≥ 57 in	
129	Wire	W129		466-00001-22-BLK-YEL	Black-Yellow	22 AWG	≥ 57 in	
130	Wire	W130		466-00001-22-BLK-YEL	Black-Yellow	22 AWG	3 in	
131	Wire	W131		466-00001-22-RED	Red	22 AWG	3 in	
132	Wire	W132		466-00001-22-RED	Red	22 AWG	22 in	
133	Wire	W133		466-00001-22-RED	Red	22 AWG	34 in	
134	Wire	W134		466-00001-22-RED	Red	22 AWG	3 in	
135	Wire	W135		466-00001-22-RED	Red	22 AWG	3 in	
136	Wire	W136		466-00001-22-RED	Red	22 AWG	49 in	
137	Wire	W137		466-00001-22-RED	Red	22 AWG	≥ 57 in	
138	Wire	W138		466-00001-22-RED	Red	22 AWG	3 in	

<b>Title:</b>	Harness: Main Upper
<b>Part Number:</b>	810-00253-01
<b>Description:</b>	Harness: TMNT Main Upper

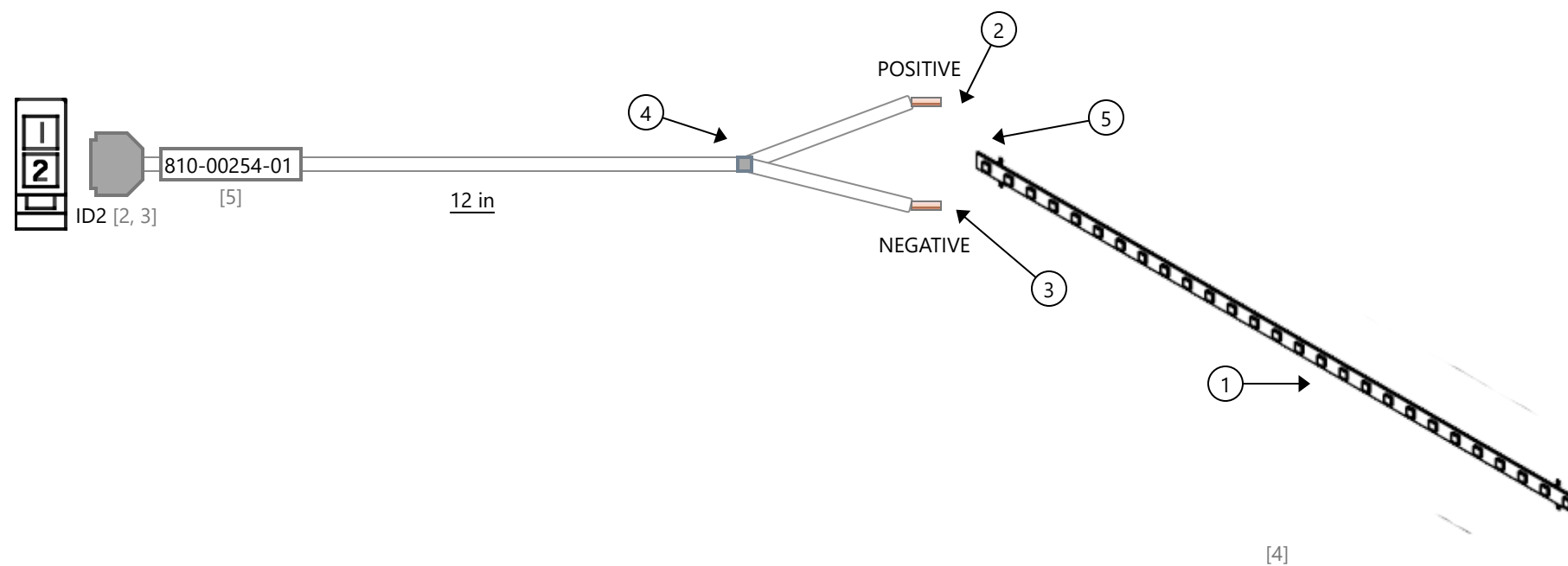


**Raw Thrills, Inc.**

5441 Fargo Ave.  
Skokie, IL 60077  
USA


rawthrills.com  
tel: 847.679.8373  
fax: 847.679.8538

#	Manufacturer	Part Number	Description	Label Text
1		Generic White Label	Generic Label	To Main Lower (810-00252-01)
2		Generic White Label	Generic Label	Player 1
3		Generic White Label	Generic Label	Player 2
4		Generic White Label	Generic Label	Upper Marquee
5		Generic White Label	Generic Label	Player 3
6		Generic White Label	Generic Label	Player 4



Notes

- ① 1 Section equals 3 LEDs. Cut or join together 9 sections of LED strips. Total length is 17.72".
- ② Solder RED wire to "+" pad on end of LED strip
- ③ Solder BLK wire to "-" pad on end of LED strip
- ④ 464-00001-01 Cable Tie (x1)
- ⑤ TUBING, 3/8" BLACK HEAT SHRINK POLYOLEFIN - covering for solder connections - .5"

Specification		NOT TO SCALE		 <b>Raw Thrills, Inc.</b> 5441 Fargo Ave. Skokie, IL 60077 USA rawthrills.com tel: 847.679.8373 fax: 847.679.8538			
[1] All dimensions are inches (SAE) unless otherwise noted. [2] Wire length tolerance: ---- [3] Strip lengths as specified by terminal datasheet unless otherwise noted.		[4] All applicable components must be RoHS compliant (EU and China). [5] No part substitutions without written authorization. [6] Connector views are insertion side.					
Title	LED, GRN 9S, 45CM, 17.72", 12" Tail	Part Number	810-00254-01	Drawn By	Marsden	Date	4/18/18
Description	LED, GRN 9S, 45CM, 17.72", 12" Tail	Revision	A	Eng Approved	----	Mfg Approved	----

This document contains confidential and proprietary information that cannot be reproduced or divulged, in whole or in part, without written authorization from Raw Thrills, Inc.



<b>Title:</b>	LED, GRN 9S, 45CM, 17.72", 12" Tail
<b>Part Number:</b>	810-00254-01
<b>Description:</b>	LED, GRN 9S, 45CM, 17.72", 12" Tail



**Raw Thrills, Inc.**

5441 Fargo Ave.  
Skokie, IL 60077  
USA

rawthrills.com  
tel: 847.679.8373  
fax: 847.679.8538

Id	Type	Manufacturer	Part Number	Description	Quantity
1	Cable Tie		464-00001-01	Cable tie, 4", black	1
2	Connector	Molex	39-01-2020	Mini-Fit Jr. Receptacle Housing, Dual Row, 2 Circuits, UL 94V-2	1
3	Contact	Molex	39-00-0038	Mini-Fit Female Crimp Terminal, Tin over Brass, 18-24 AWG	2
4	Flexible LED Strip 5M roll - Green w/Foam Tape	FYF Jane	500-00232-01	Flexible LED Strip 5M roll - Green w/Foam Tape	1
5	Label		Generic White Label	Generic Label	1
6	Wire		466-00001-22-BLK	UL 1007/1569, 300V, 22AWG, 7/30 stranding, Black	12 in
7	Wire		466-00001-22-RED	UL 1007/1569, 300V, 22AWG, 7/30 stranding, Red	12 in



<b>Title:</b>	LED, GRN 9S, 45CM, 17.72", 12" Tail
<b>Part Number:</b>	810-00254-01
<b>Description:</b>	LED, GRN 9S, 45CM, 17.72", 12" Tail



**Raw Thrills, Inc.**

5441 Fargo Ave.  
Skokie, IL 60077  
USA

rawthrills.com  
tel: 847.679.8373  
fax: 847.679.8538

From	To	Conductor	Conductor PN	Gauge	Length	Notes
ID2.1	POSITIVE	 W1.Red	466-00001-22-RED	22 AWG	12 in	+
ID2.2	NEGATIVE	 W2.Black	466-00001-22-BLK	22 AWG	12 in	-



<b>Title:</b>	LED, GRN 9S, 45CM, 17.72", 12" Tail
<b>Part Number:</b>	810-00254-01
<b>Description:</b>	LED, GRN 9S, 45CM, 17.72", 12" Tail



**Raw Thrills, Inc.**

5441 Fargo Ave.  
 Skokie, IL 60077  
 USA

rawthrills.com  
 tel: 847.679.8373  
 fax: 847.679.8538

#	Type	Reference Designator	Manufacturer	Part Number	Color	Gauge	Length	Twisted With
1	Wire	W1		466-00001-22-RED	 Red	22 AWG	12 in	
2	Wire	W2		466-00001-22-BLK	 Black	22 AWG	12 in	

<b>Title:</b>	LED, GRN 9S, 45CM, 17.72", 12" Tail
<b>Part Number:</b>	810-00254-01
<b>Description:</b>	LED, GRN 9S, 45CM, 17.72", 12" Tail

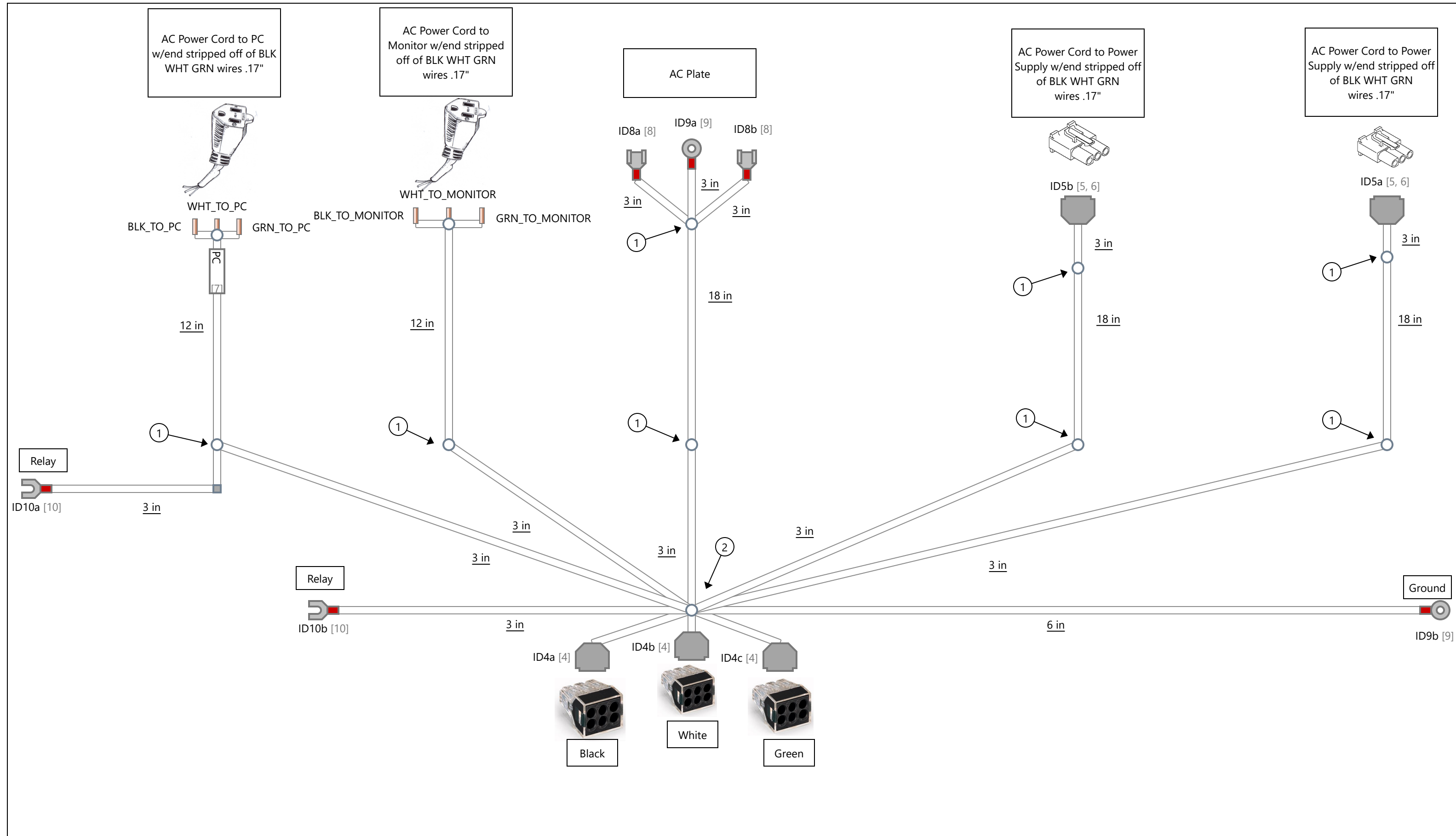


**Raw Thrills, Inc.**

5441 Fargo Ave.  
 Skokie, IL 60077  
 USA

rawthrills.com  
 tel: 847.679.8373  
 fax: 847.679.8538

#	Manufacturer	Part Number	Description	Label Text
1		Generic White Label	Generic Label	810-00254-01



Notes	
①	TUBING, 3/8" BLACK HEAT SHRINK POLYOLEFIN - 2" to each cable
②	464-00001-01 Cable Tie (x1)

Specification	[1] All dimensions are inches (SAE) unless otherwise noted. [2] Wire length tolerance: ---- [3] Strip lengths as specified by terminal datasheet unless otherwise noted.
Title	AC Distribution
Description	AC Distribution

Part Number	810-00255-01
Revision	A

Specification	[4] All applicable components must be RoHS compliant (EU and China). [5] No part substitutions without written authorization. [6] Connector views are insertion side.
---------------	---

<b>NOT TO SCALE</b>			
Name	Marsden	Date	4/10/18
Drawn By	Marsden	Date	4/10/18
Eng Approved	----	Date	----
Mfg Approved	----	Date	----

**Raw Thrills, Inc.**

5441 Fargo Ave.  
Skokie, IL 60077  
USA

rawthrills.com  
tel: 847.679.8373  
fax: 847.679.8538

This document contains confidential and proprietary information that cannot be reproduced or divulged, in whole or in part, without written authorization from Raw Thrills, Inc.

<b>Title:</b>	AC Distribution
<b>Part Number:</b>	810-00255-01
<b>Description:</b>	AC Distribution



**Raw Thrills, Inc.**

5441 Fargo Ave.  
Skokie, IL 60077  
USA

rawthrills.com  
tel: 847.679.8373  
fax: 847.679.8538

Id	Type	Manufacturer	Part Number	Description	Quantity
1	Cable	Partec	8-599	LINE CORD, 12.0" 18/3 ST BLK 105C 600V VW1 5-15	≥ 30 in
2	Cable	Partec	WC18-J-U-3-02	18 GA SJTOW, 3C BLACK LINE CORD, 105C BLK,WHT,GRN	≥ 72 in
3	Cable Tie		464-00001-01	Cable tie, 4", black	1
4	Connector	Heiland Electronics	WAG 773-166	WAGO WALL NUTS 12-16/18GA BLK 6 POS	3
5	Connector	Molex	19-09-1039	HOUSING, INT'NL RCPT, .093 SCKT, #3191 3 POS	2
6	Contact	Molex	02-09-1117	SOCKET, #1381 18-22GA .093 BRASS TIN PLATE	6
7	Label		Generic White Label	Generic Label	1
8	Quick Connect Terminal	Tyco	2-520183-4	ULTRA-FAST 250 ASY REC 22-18 TPPB	2
9	Ring Terminal	Tyco	2-32952-1	PG R 22-16 COMM 22-18 MIL 10	2
10	Spade Terminal	Tyco	52949-1	PG SPR SPD 22-16COMM 22-18MIL6	2
11	Wire		466-00001-22-BLK	UL 1007/1569, 300V, 22AWG, 7/30 stranding, Black	≥ 3 in
12	Wire		466-00001-22-GRN-YEL	UL 1007/1569, 300V, 22AWG, 7/30 stranding, Green w/ Yellow Stripe	≥ 6 in

<b>Title:</b>	AC Distribution
<b>Part Number:</b>	810-00255-01
<b>Description:</b>	AC Distribution



**Raw Thrills, Inc.**

5441 Fargo Ave.  
Skokie, IL 60077  
USA

rawthrills.com  
tel: 847.679.8373  
fax: 847.679.8538

From	To	Conductor	Conductor PN	Gauge	Length	Notes
ID8a	ID4a.4	■ CBL3.Black	WC18-J-U-3-02	18 AWG	≥ 24 in	Power
ID8b	ID4b.3	□ CBL3.White	WC18-J-U-3-02	18 AWG	≥ 24 in	Neutral
ID9a	ID4c.3	■ CBL3.Green	WC18-J-U-3-02	18 AWG	≥ 24 in	Ground
ID10a	BLK_TO_PC	■ CBL1.Black	8-599	18 AWG	≥ 15 in	Power
ID4a.1	ID10b	■ W3.Black	466-00001-22-BLK	22 AWG	≥ 3 in	Power
ID4a.5	BLK_TO_MONITOR	■ CBL2.Black	8-599	18 AWG	≥ 15 in	Power
ID4b.4	WHT_TO_PC	□ CBL1.White	8-599	18 AWG	≥ 15 in	Neutral
ID4b.5	WHT_TO_MONITOR	□ CBL2.White	8-599	18 AWG	≥ 15 in	Neutral
ID4c.4	GRN_TO_PC	■ CBL1.Green	8-599	18 AWG	≥ 15 in	Ground
ID4c.5	ID9b	■/■ W2.Green-Yellow	466-00001-22-GRN-YEL	22 AWG	≥ 6 in	Field Ground
ID4c.6	GRN_TO_MONITOR	■ CBL2.Green	8-599	18 AWG	≥ 15 in	Ground
ID5a.1	ID4a.2	■ CBL5.Black	WC18-J-U-3-02	18 AWG	≥ 24 in	Power
ID5a.2	ID4c.1	■ CBL5.Green	WC18-J-U-3-02	18 AWG	≥ 24 in	Ground
ID5a.3	ID4b.1	□ CBL5.White	WC18-J-U-3-02	18 AWG	≥ 24 in	Neutral
ID5b.1	ID4a.3	■ CBL4.Black	WC18-J-U-3-02	18 AWG	≥ 24 in	Power
ID5b.2	ID4c.2	■ CBL4.Green	WC18-J-U-3-02	18 AWG	≥ 24 in	Ground
ID5b.3	ID4b.2	□ CBL4.White	WC18-J-U-3-02	18 AWG	≥ 24 in	Neutral

<b>Title:</b>	AC Distribution
<b>Part Number:</b>	810-00255-01
<b>Description:</b>	AC Distribution



**Raw Thrills, Inc.**

5441 Fargo Ave.  
Skokie, IL 60077  
USA

rawthrills.com  
tel: 847.679.8373  
fax: 847.679.8538

#	Type	Reference Designator	Manufacturer	Part Number	Color	Gauge	Length	Twisted With
1	Cable	CBL1	Partec	8-599	Black		≥ 15 in	
2	Cable	CBL2	Partec	8-599	Black		≥ 15 in	
3	Cable	CBL3	Partec	WC18-J-U-3-02	Black		≥ 24 in	
4	Cable	CBL4	Partec	WC18-J-U-3-02	Black		≥ 24 in	
5	Cable	CBL5	Partec	WC18-J-U-3-02	Black		≥ 24 in	
6	Wire	W2		466-00001-22-GRN-YEL	Green-Yellow	22 AWG	≥ 6 in	
7	Wire	W3		466-00001-22-BLK	Black	22 AWG	≥ 3 in	

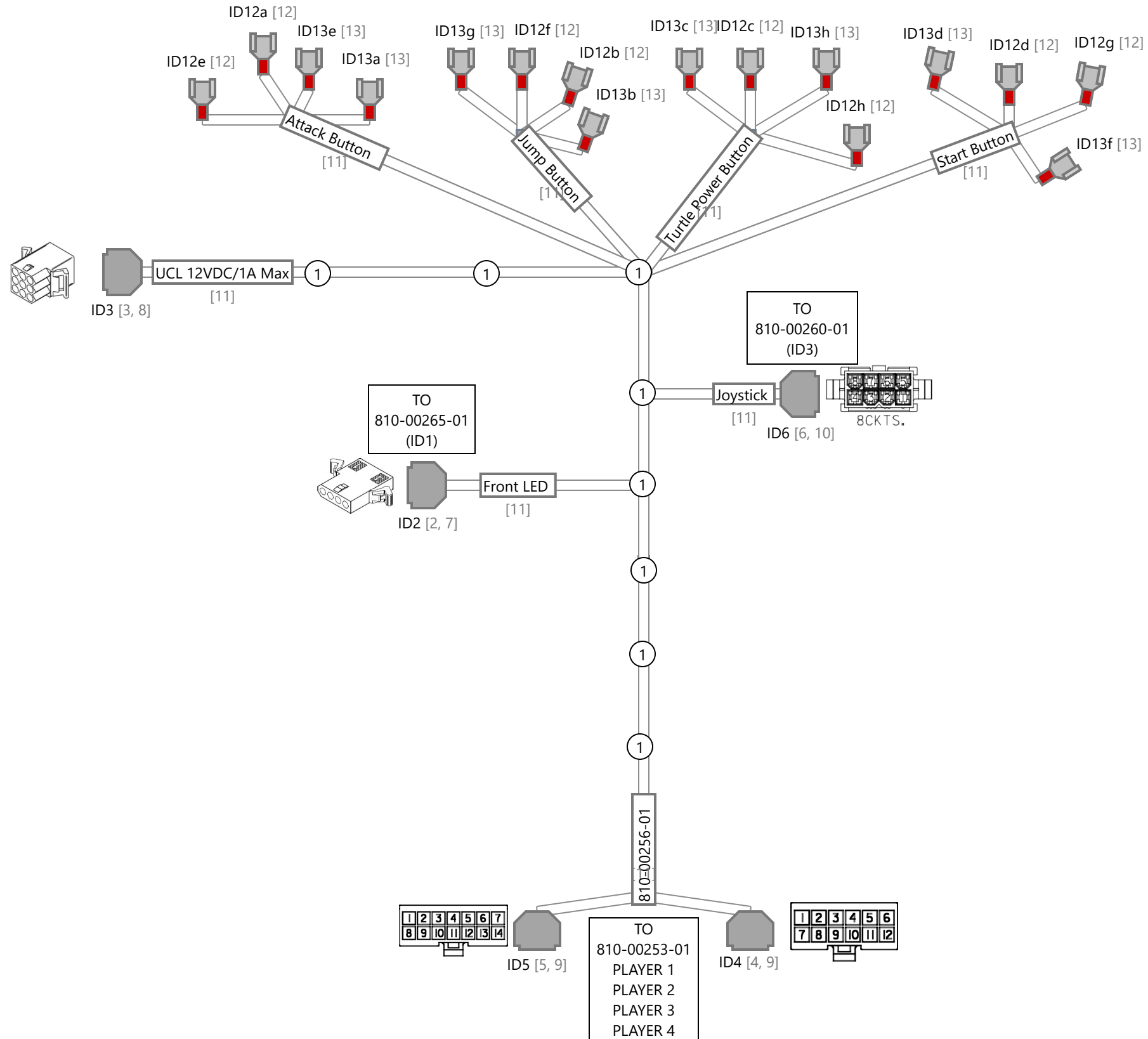


<b>Title:</b>	AC Distribution
<b>Part Number:</b>	810-00255-01
<b>Description:</b>	AC Distribution



**Raw Thrills, Inc.**  
5441 Fargo Ave. [rawthrills.com](http://rawthrills.com)  
Skokie, IL 60077 tel: 847.679.8373  
USA fax: 847.679.8538

#	Manufacturer	Part Number	Description	Label Text
1		Generic White Label	Generic Label	PC



Notes

- ① 464-0001-01 Cable Tie (x8)

Specification

- [1] All dimensions are inches (SAE) unless otherwise noted.
- [2] Wire length tolerance: ----
- [3] Strip lengths as specified by terminal datasheet unless otherwise noted.
- [4] All applicable components must be RoHS compliant (EU and China).
- [5] No part substitutions without written authorization.
- [6] Connector views are insertion side.

Title	TMNT Player Extension	Part Number	810-00256-01
Description	TMNT Player Extension	Revision	A

NOT TO SCALE

	Name	Date
Drawn By	Marsden	4/11/18
Eng Approved	----	----
Mfg Approved	----	----



Raw Thrills, Inc.

5441 Fargo Ave. Skokie, IL 60077 USA  
 rawthrills.com tel: 847.679.8373 fax: 847.679.8538

This document contains confidential and proprietary information that cannot be reproduced or divulged, in whole or in part, without written authorization from Raw Thrills, Inc.

<b>Title:</b>	TMNT Player Extension
<b>Part Number:</b>	810-00256-01
<b>Description:</b>	TMNT Player Extension



**Raw Thrills, Inc.**

5441 Fargo Ave.  
Skokie, IL 60077  
USA

rawthrills.com  
tel: 847.679.8373  
fax: 847.679.8538

Id	Type	Manufacturer	Part Number	Description	Quantity
1	Cable Tie		464-00001-01	Cable tie, 4", black	8
2	Connector	Molex	03-06-1042	HOUSING, #1625 .062 RECEPTACLE, 4 POS	1
3	Connector	Molex	03-09-1094	HOUSING, MLX RECEPTACLE, .093 SOCKET, 9 POS	1
4	Connector	Molex	39-01-2120	HOUSING, MLX, MINI-FIT JR, REC, 12 POS	1
5	Connector	Molex	39-01-2140	HOUSING, MLX, MINI-FIT JR, REC, 14 POS	1
6	Connector	Molex	39-01-3083	HOUSING, MLX, MINI-FIT JR, PLG, 8 POS	1
7	Contact	Molex	02-06-1101	SOCKET, #1561 18-24GA .062 BRASS TIN PLATE	4
8	Contact	Molex	02-09-1117	SOCKET, #1381 18-22GA .093 BRASS TIN PLATE	5
9	Contact	Molex	39-00-0038	SOCKET, MLX, MINI-FIT JR, 18-24GA BRASS/TIN	26
10	Contact	Molex	39-00-0040	PIN, MLX, MINI-FIT JR, 18-24GA BRASS/TIN	7
11	Label		Generic White Label	Generic Label	8
12	Quick Connect Terminal	Tyco	2-520181-2	ULTRA-FAST 187 ASY REC 22-18 AWG TPBR	8
13	Quick Connect Terminal	Tyco	2-520183-4	ULTRA-FAST 250 ASY REC 22-18 TPPB	8
14	Wire		466-00001-22-BLK	UL 1007/1569, 300V, 22AWG, 7/30 stranding, Black	78 in
15	Wire		466-00001-22-BLK-BRN	UL 1007/1569, 300V, 22AWG, 7/30 stranding, Black w/ Brown Stripe	174 in
16	Wire		466-00001-22-BLU	UL 1007/1569, 300V, 22AWG, 7/30 stranding, Blue	36 in
17	Wire		466-00001-22-BLU-BLK	UL 1007/1569, 300V, 22AWG, 7/30 stranding, Blue w/ Black Stripe	30 in
18	Wire		466-00001-22-BLU-BRN	UL 1007/1569, 300V, 22AWG, 7/30 stranding, Blue w/ Brown Stripe	30 in
19	Wire		466-00001-22-BLU-GRN	UL 1007/1569, 300V, 22AWG, 7/30 stranding, Blue w/ Green Stripe	36 in
20	Wire		466-00001-22-BLU-GRY	UL 1007/1569, 300V, 22AWG, 7/30 stranding, Blue w/ Gray Stripe	72 in
21	Wire		466-00001-22-BLU-ORG	UL 1007/1569, 300V, 22AWG, 7/30 stranding, Blue w/ Orange Stripe	30 in
22	Wire		466-00001-22-BLU-PNK	UL 1007/1569, 300V, 22AWG, 7/30 stranding, Blue w/ Pink Stripe	36 in
23	Wire		466-00001-22-BLU-PUR	UL 1007/1569, 300V, 22AWG, 7/30 stranding, Blue w/ Purple Stripe	36 in
24	Wire		466-00001-22-BLU-RED	UL 1007/1569, 300V, 22AWG, 7/30 stranding, Blue w/ Red Stripe	30 in
25	Wire		466-00001-22-BLU-WHT	UL 1007/1569, 300V, 22AWG, 7/30 stranding, Blue w/ White Stripe	36 in
26	Wire		466-00001-22-BLU-YEL	UL 1007/1569, 300V, 22AWG, 7/30 stranding, Blue w/ Yellow Stripe	36 in
27	Wire		466-00001-22-ORG-BLK	UL 1007/1569, 300V, 22AWG, 7/30 stranding, Orange w/ Black Stripe	30 in
28	Wire		466-00001-22-ORG-BLU	UL 1007/1569, 300V, 22AWG, 7/30 stranding, Orange w/ Blue Stripe	27 in
29	Wire		466-00001-22-ORG-PUR	UL 1007/1569, 300V, 22AWG, 7/30 stranding, Orange w/ Purple Stripe	48 in
30	Wire		466-00001-22-RED	UL 1007/1569, 300V, 22AWG, 7/30 stranding, Red	144 in
31	Wire		466-00001-22-RED-BLK	UL 1007/1569, 300V, 22AWG, 7/30 stranding, Red w/ Black Stripe	48 in
32	Wire		466-00001-22-RED-BLU	UL 1007/1569, 300V, 22AWG, 7/30 stranding, Red w/ Blue Stripe	48 in
33	Wire		466-00001-22-WHT-BLK	UL 1007/1569, 300V, 22AWG, 7/30 stranding, White w/ Black Stripe	48 in
34	Wire		466-00001-22-WHT-BLU	UL 1007/1569, 300V, 22AWG, 7/30 stranding, White w/ Blue Stripe	27 in
35	Wire		466-00001-22-WHT-GRN	UL 1007/1569, 300V, 22AWG, 7/30 stranding, White w/ Green Stripe	27 in
36	Wire		466-00001-22-WHT-RED	UL 1007/1569, 300V, 22AWG, 7/30 stranding, White w/ Red Stripe	27 in

<b>Title:</b>	TMNT Player Extension
<b>Part Number:</b>	810-00256-01
<b>Description:</b>	TMNT Player Extension



**Raw Thrills, Inc.**

5441 Fargo Ave.  
Skokie, IL 60077  
USA

rawthrills.com  
tel: 847.679.8373  
fax: 847.679.8538

From	To	Conductor	Conductor PN	Gauge	Length	Notes
ID4.1	ID12e	W17.Blue-Yellow	466-00001-22-BLU-YEL	22 AWG	36 in	Attack Button
ID4.2	ID6.7	W25.Orange-Black	466-00001-22-ORG-BLK	22 AWG	30 in	Joystick
ID4.3	ID2.1	W7.Orange-Blue	466-00001-22-ORG-BLU	22 AWG	27 in	Front LED
ID4.4	ID3.1	W2.Orange-Violet	466-00001-22-ORG-PUR	22 AWG	48 in	UCL
ID4.5	ID13g	W12.Red	466-00001-22-RED	22 AWG	36 in	Jump Button
ID4.6	ID13f	W31.Red	466-00001-22-RED	22 AWG	36 in	Start Button
ID4.7	ID3.8	W3.Red-Black	466-00001-22-RED-BLK	22 AWG	48 in	UCL
ID4.8	ID3.6	W32.Red-Blue	466-00001-22-RED-BLU	22 AWG	48 in	UCL
ID4.9	ID3.2	W1.White-Black	466-00001-22-WHT-BLK	22 AWG	48 in	UCL
ID5.1	ID3.9	W26.Black	466-00001-22-BLK	22 AWG	48 in	UCL
ID5.2	ID12b	W24.Black-Brown	466-00001-22-BLK-BRN	22 AWG	36 in	Jump Button
ID5.3	ID12d	W28.Black-Brown	466-00001-22-BLK-BRN	22 AWG	36 in	Start Button
ID5.4	ID6.1	W21.Black-Brown	466-00001-22-BLK-BRN	22 AWG	30 in	Joystick
ID5.5	ID13c	W19.Blue	466-00001-22-BLU	22 AWG	36 in	Turtle Power Button
ID5.6	ID6.3	W13.Blue-Black	466-00001-22-BLU-BLK	22 AWG	30 in	Joystick
ID5.7	ID6.2	W14.Blue-Brown	466-00001-22-BLU-BRN	22 AWG	30 in	Joystick
ID5.8	ID12f	W18.Blue-Green	466-00001-22-BLU-GRN	22 AWG	36 in	Jump Button
ID5.9	ID13b	W29.Blue-Gray	466-00001-22-BLU-GRY	22 AWG	36 in	Jump Button
ID6.8	ID5.1	W23.Black	466-00001-22-BLK	22 AWG	30 in	Joystick
ID12a	ID5.2	W22.Black-Brown	466-00001-22-BLK-BRN	22 AWG	36 in	Attack Button
ID12c	ID5.3	W27.Black-Brown	466-00001-22-BLK-BRN	22 AWG	36 in	Turtle Power Button
ID13a	ID5.9	W10.Blue-Gray	466-00001-22-BLU-GRY	22 AWG	36 in	Attack Button
ID13e	ID4.5	W11.Red	466-00001-22-RED	22 AWG	36 in	Attack Button
ID13h	ID4.6	W30.Red	466-00001-22-RED	22 AWG	36 in	Turtle Power Button
ID4.10	ID2.4	W4.White-Blue	466-00001-22-WHT-BLU	22 AWG	27 in	Front LED
ID4.11	ID2.3	W5.White-Green	466-00001-22-WHT-GRN	22 AWG	27 in	Front LED
ID4.12	ID2.2	W6.White-Red	466-00001-22-WHT-RED	22 AWG	27 in	Front LED
ID5.10	ID6.4	W16.Blue-Orange	466-00001-22-BLU-ORG	22 AWG	30 in	Joystick
ID5.11	ID13d	W8.Blue-Pink	466-00001-22-BLU-PNK	22 AWG	36 in	Start Button
ID5.12	ID12g	W20.Blue-Violet	466-00001-22-BLU-PUR	22 AWG	36 in	Start Button
ID5.13	ID6.5	W15.Blue-Red	466-00001-22-BLU-RED	22 AWG	30 in	Joystick
ID5.14	ID12h	W9.Blue-White	466-00001-22-BLU-WHT	22 AWG	36 in	Turtle Power Button

<b>Title:</b>	TMNT Player Extension
<b>Part Number:</b>	810-00256-01
<b>Description:</b>	TMNT Player Extension



**Raw Thrills, Inc.**

5441 Fargo Ave.  
Skokie, IL 60077  
USA

rawthrills.com  
tel: 847.679.8373  
fax: 847.679.8538

#	Type	Reference Designator	Manufacturer	Part Number	Color	Gauge	Length	Twisted With
1	Wire	W1		466-00001-22-WHT-BLK	White-Black	22 AWG	48 in	
2	Wire	W2		466-00001-22-ORG-PUR	Orange-Violet	22 AWG	48 in	
3	Wire	W3		466-00001-22-RED-BLK	Red-Black	22 AWG	48 in	
4	Wire	W4		466-00001-22-WHT-BLU	White-Blue	22 AWG	27 in	
5	Wire	W5		466-00001-22-WHT-GRN	White-Green	22 AWG	27 in	
6	Wire	W6		466-00001-22-WHT-RED	White-Red	22 AWG	27 in	
7	Wire	W7		466-00001-22-ORG-BLU	Orange-Blue	22 AWG	27 in	
8	Wire	W8		466-00001-22-BLU-PNK	Blue-Pink	22 AWG	36 in	
9	Wire	W9		466-00001-22-BLU-WHT	Blue-White	22 AWG	36 in	
10	Wire	W10		466-00001-22-BLU-GRY	Blue-Gray	22 AWG	36 in	
11	Wire	W11		466-00001-22-RED	Red	22 AWG	36 in	
12	Wire	W12		466-00001-22-RED	Red	22 AWG	36 in	
13	Wire	W13		466-00001-22-BLU-BLK	Blue-Black	22 AWG	30 in	
14	Wire	W14		466-00001-22-BLU-BRN	Blue-Brown	22 AWG	30 in	
15	Wire	W15		466-00001-22-BLU-RED	Blue-Red	22 AWG	30 in	
16	Wire	W16		466-00001-22-BLU-ORG	Blue-Orange	22 AWG	30 in	
17	Wire	W17		466-00001-22-BLU-YEL	Blue-Yellow	22 AWG	36 in	
18	Wire	W18		466-00001-22-BLU-GRN	Blue-Green	22 AWG	36 in	
19	Wire	W19		466-00001-22-BLU	Blue	22 AWG	36 in	
20	Wire	W20		466-00001-22-BLU-PUR	Blue-Violet	22 AWG	36 in	
21	Wire	W21		466-00001-22-BLK-BRN	Black-Brown	22 AWG	30 in	
22	Wire	W22		466-00001-22-BLK-BRN	Black-Brown	22 AWG	36 in	
23	Wire	W23		466-00001-22-BLK	Black	22 AWG	30 in	
24	Wire	W24		466-00001-22-BLK-BRN	Black-Brown	22 AWG	36 in	
25	Wire	W25		466-00001-22-ORG-BLK	Orange-Black	22 AWG	30 in	
26	Wire	W26		466-00001-22-BLK	Black	22 AWG	48 in	
27	Wire	W27		466-00001-22-BLK-BRN	Black-Brown	22 AWG	36 in	
28	Wire	W28		466-00001-22-BLK-BRN	Black-Brown	22 AWG	36 in	
29	Wire	W29		466-00001-22-BLU-GRY	Blue-Gray	22 AWG	36 in	
30	Wire	W30		466-00001-22-RED	Red	22 AWG	36 in	
31	Wire	W31		466-00001-22-RED	Red	22 AWG	36 in	
32	Wire	W32		466-00001-22-RED-BLU	Red-Blue	22 AWG	48 in	

<b>Title:</b>	TMNT Player Extension
<b>Part Number:</b>	810-00256-01
<b>Description:</b>	TMNT Player Extension



**Raw Thrills, Inc.**

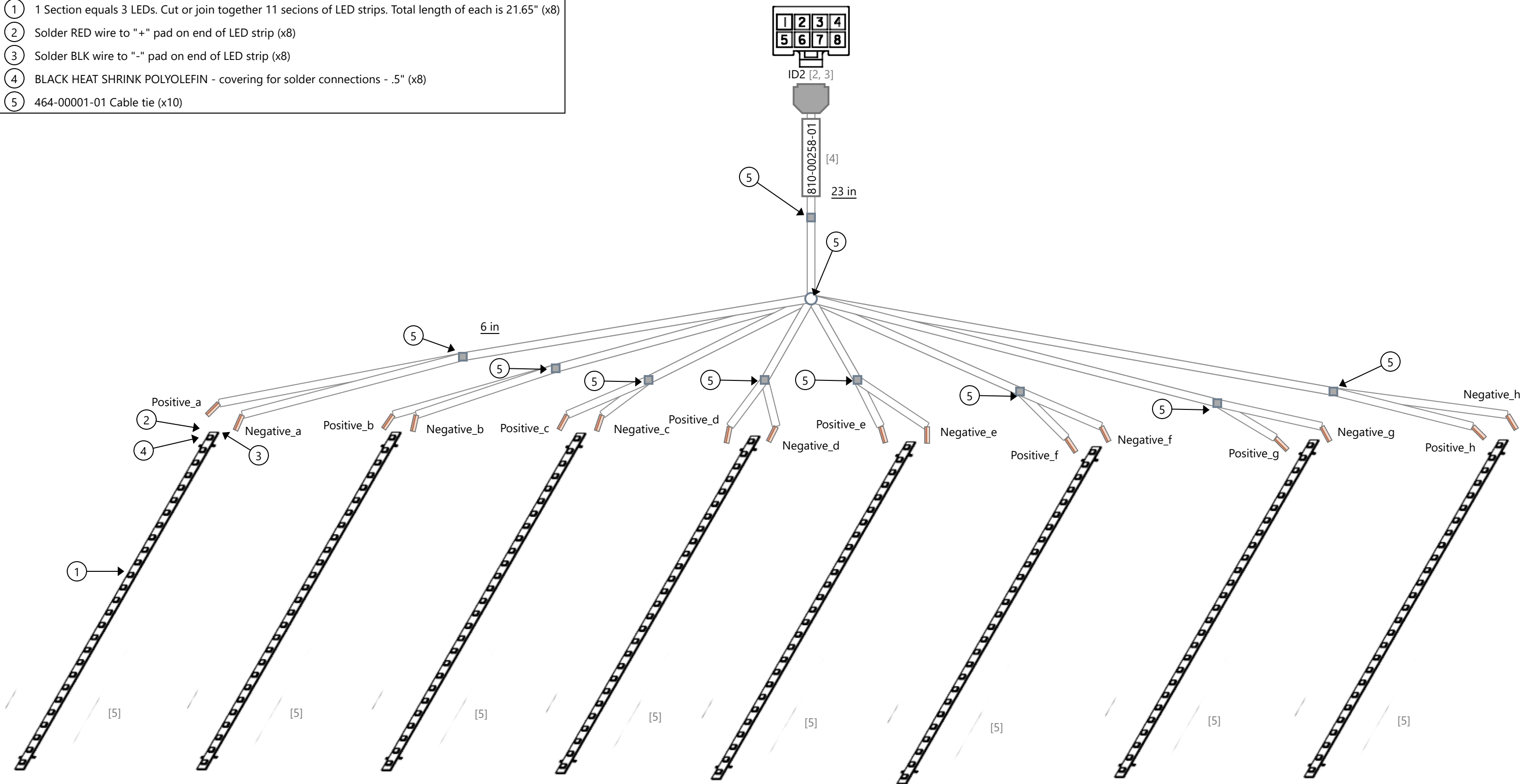
5441 Fargo Ave.  
Skokie, IL 60077  
USA


rawthrills.com  
tel: 847.679.8373  
fax: 847.679.8538

#	Manufacturer	Part Number	Description	Label Text
1		Generic White Label	Generic Label	810-00256-01
2		Generic White Label	Generic Label	Front LED
3		Generic White Label	Generic Label	Joystick
4		Generic White Label	Generic Label	Attack Button
5		Generic White Label	Generic Label	Jump Button
6		Generic White Label	Generic Label	Turtle Power Button
7		Generic White Label	Generic Label	Start Button
8		Generic White Label	Generic Label	UCL 12VDC/1A Max

Notes

- ① 1 Section equals 3 LEDs. Cut or join together 11 sections of LED strips. Total length of each is 21.65" (x8)
- ② Solder RED wire to "+" pad on end of LED strip (x8)
- ③ Solder BLK wire to "-" pad on end of LED strip (x8)
- ④ BLACK HEAT SHRINK POLYOLEFIN - covering for solder connections - .5" (x8)
- ⑤ 464-00001-01 Cable tie (x10)



<b>Specification</b> [1] All dimensions are inches (SAE) unless otherwise noted. [2] Wire length tolerance: ---- [3] Strip lengths as specified by terminal datasheet unless otherwise noted.		[4] All applicable components must be RoHS compliant (EU and China). [5] No part substitutions without written authorization. [6] Connector views are insertion side.		<b>NOT TO SCALE</b>		 <b>Raw Thrills, Inc.</b> 5441 Fargo Ave. Skokie, IL 60077 USA rawthrills.com tel: 847.679.8373 fax: 847.679.8538
Title TMNT Uplighting 8x11S		Part Number 810-00258-01		Drawn By Marsden	Date 4/23/18	
Description TMNT Uplighting 8x11S		Revision A		Eng Approved ----	----	
				Mfg Approved ----	----	

This document contains confidential and proprietary information that cannot be reproduced or divulged, in whole or in part, without written authorization from Raw Thrills, Inc.

<b>Title:</b>	TMNT Uplighting 8x11S
<b>Part Number:</b>	810-00258-01
<b>Description:</b>	TMNT Uplighting 8x11S



**Raw Thrills, Inc.**

5441 Fargo Ave.  
Skokie, IL 60077  
USA

rawthrills.com  
tel: 847.679.8373  
fax: 847.679.8538

Id	Type	Manufacturer	Part Number	Description	Quantity
1	Cable Tie		464-00001-01	Cable tie, 4", black	10
2	Connector	Molex	39-01-2080	Mini-Fit Jr. Receptacle Housing, Dual Row, 8 Circuits, UL 94V-2	1
3	Contact	Molex	39-00-0038	Mini-Fit Female Crimp Terminal, Tin over Brass, 18-24 AWG	8
4	Label		Generic White Label	Generic Label	1
5	White Flexible LED Tape, w/FOAM	FYF Jane	500-00162-01	White Flexible LED Tape, w/FOAM	8
6	Wire		466-00001-22-BLK	UL 1007/1569, 300V, 22AWG, 7/30 stranding, Black	232 in
7	Wire		466-00001-22-RED	UL 1007/1569, 300V, 22AWG, 7/30 stranding, Red	232 in



<b>Title:</b>	TMNT Uplighting 8x11S
<b>Part Number:</b>	810-00258-01
<b>Description:</b>	TMNT Uplighting 8x11S



**Raw Thrills, Inc.**

5441 Fargo Ave.  
Skokie, IL 60077  
USA

rawthrills.com  
tel: 847.679.8373  
fax: 847.679.8538

From	To	Conductor	Conductor PN	Gauge	Length	Notes
ID2.1	Positive_a	W1.Red	466-00001-22-RED	22 AWG	29 in	+
ID2.1	Positive_b	W2.Red	466-00001-22-RED	22 AWG	29 in	+
ID2.2	Positive_c	W3.Red	466-00001-22-RED	22 AWG	29 in	+
ID2.2	Positive_d	W4.Red	466-00001-22-RED	22 AWG	29 in	+
ID2.3	Positive_e	W5.Red	466-00001-22-RED	22 AWG	29 in	+
ID2.3	Positive_f	W6.Red	466-00001-22-RED	22 AWG	29 in	+
ID2.4	Positive_g	W7.Red	466-00001-22-RED	22 AWG	29 in	+
ID2.4	Positive_h	W8.Red	466-00001-22-RED	22 AWG	29 in	+
ID2.5	Negative_a	W9.Black	466-00001-22-BLK	22 AWG	29 in	-
ID2.5	Negative_b	W10.Black	466-00001-22-BLK	22 AWG	29 in	-
ID2.6	Negative_c	W11.Black	466-00001-22-BLK	22 AWG	29 in	-
ID2.6	Negative_d	W12.Black	466-00001-22-BLK	22 AWG	29 in	-
ID2.7	Negative_e	W13.Black	466-00001-22-BLK	22 AWG	29 in	-
ID2.7	Negative_f	W14.Black	466-00001-22-BLK	22 AWG	29 in	-
ID2.8	Negative_g	W15.Black	466-00001-22-BLK	22 AWG	29 in	-
ID2.8	Negative_h	W16.Black	466-00001-22-BLK	22 AWG	29 in	-

<b>Title:</b>	TMNT Uplighting 8x11S
<b>Part Number:</b>	810-00258-01
<b>Description:</b>	TMNT Uplighting 8x11S



**Raw Thrills, Inc.**

5441 Fargo Ave.  
Skokie, IL 60077  
USA

rawthrills.com  
tel: 847.679.8373  
fax: 847.679.8538

#	Type	Reference Designator	Manufacturer	Part Number	Color	Gauge	Length	Twisted With
1	Wire	W1		466-00001-22-RED	Red	22 AWG	29 in	
2	Wire	W2		466-00001-22-RED	Red	22 AWG	29 in	
3	Wire	W3		466-00001-22-RED	Red	22 AWG	29 in	
4	Wire	W4		466-00001-22-RED	Red	22 AWG	29 in	
5	Wire	W5		466-00001-22-RED	Red	22 AWG	29 in	
6	Wire	W6		466-00001-22-RED	Red	22 AWG	29 in	
7	Wire	W7		466-00001-22-RED	Red	22 AWG	29 in	
8	Wire	W8		466-00001-22-RED	Red	22 AWG	29 in	
9	Wire	W9		466-00001-22-BLK	Black	22 AWG	29 in	
10	Wire	W10		466-00001-22-BLK	Black	22 AWG	29 in	
11	Wire	W11		466-00001-22-BLK	Black	22 AWG	29 in	
12	Wire	W12		466-00001-22-BLK	Black	22 AWG	29 in	
13	Wire	W13		466-00001-22-BLK	Black	22 AWG	29 in	
14	Wire	W14		466-00001-22-BLK	Black	22 AWG	29 in	
15	Wire	W15		466-00001-22-BLK	Black	22 AWG	29 in	
16	Wire	W16		466-00001-22-BLK	Black	22 AWG	29 in	

<b>Title:</b>	TMNT Uplighting 8x11S
<b>Part Number:</b>	810-00258-01
<b>Description:</b>	TMNT Uplighting 8x11S



**Raw Thrills, Inc.**

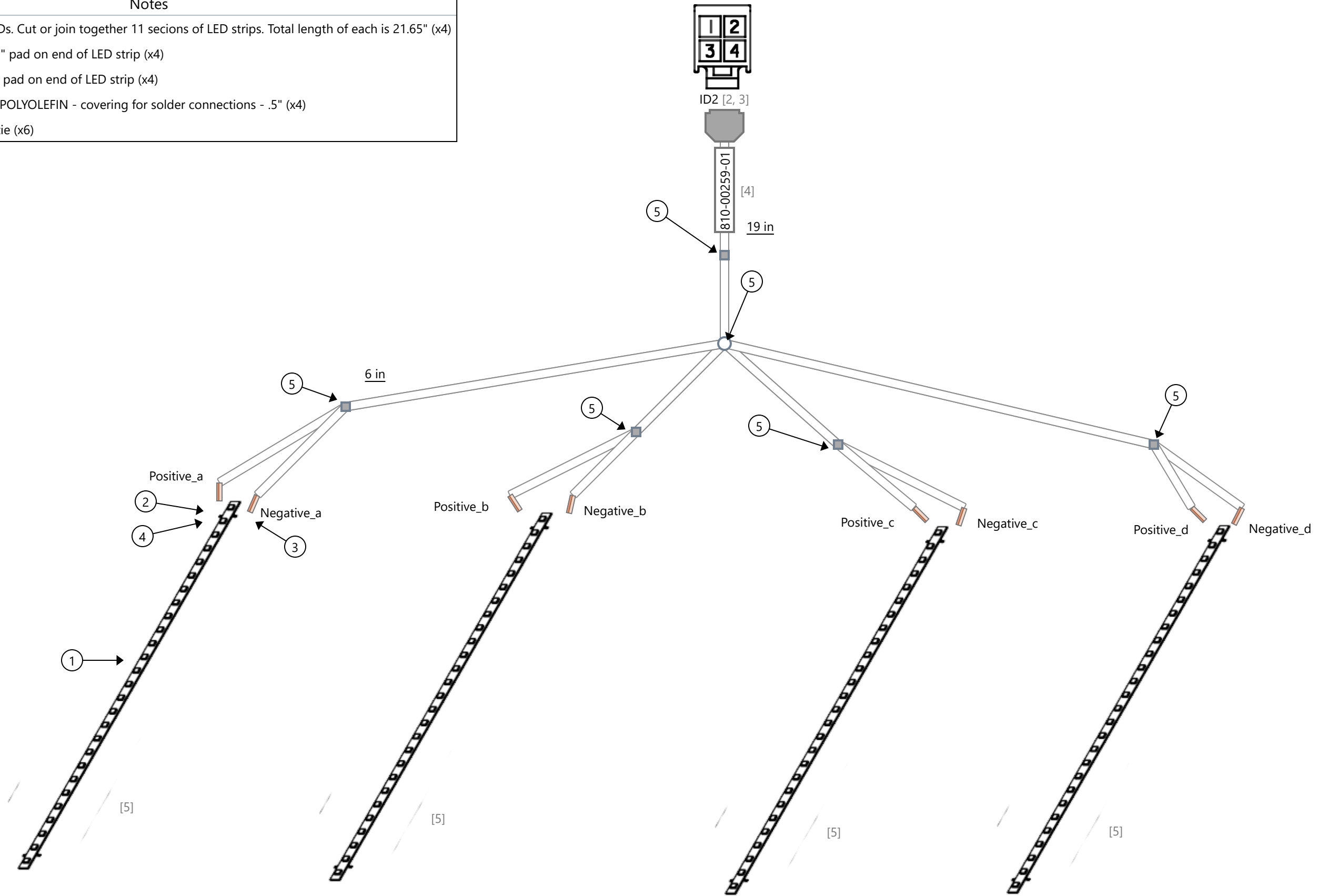
5441 Fargo Ave.  
Skokie, IL 60077  
USA


rawthrills.com  
tel: 847.679.8373  
fax: 847.679.8538

#	Manufacturer	Part Number	Description	Label Text
1		Generic White Label	Generic Label	810-00258-01

Notes

- ① 1 Section equals 3 LEDs. Cut or join together 11 sections of LED strips. Total length of each is 21.65" (x4)
- ② Solder RED wire to "+" pad on end of LED strip (x4)
- ③ Solder BLK wire to "-" pad on end of LED strip (x4)
- ④ BLACK HEAT SHRINK POLYOLEFIN - covering for solder connections - .5" (x4)
- ⑤ 464-00001-01 Cable tie (x6)



Specification [1] All dimensions are inches (SAE) unless otherwise noted. [2] Wire length tolerance: ---- [3] Strip lengths as specified by terminal datasheet unless otherwise noted.		[4] All applicable components must be RoHS compliant (EU and China). [5] No part substitutions without written authorization. [6] Connector views are insertion side.		<b>NOT TO SCALE</b>		 <b>Raw Thrills, Inc.</b> 5441 Fargo Ave.    rawthrills.com Skokie, IL 60077    tel: 847.679.8373 USA                      fax: 847.679.8538
Title		Part Number		Drawn By	Date	
TMNT Uplighting 11/11/11/11		810-00259-01		Marsden	4/23/18	
Description		Revision		Eng Approved	Mfg Approved	
TMNT Uplighting 11/11/11/11		A		----	----	This document contains confidential and proprietary information that cannot be reproduced or divulged, in whole or in part, without written authorization from Raw Thrills, Inc.

<b>Title:</b>	TMNT Uplighting 11/11/11/11
<b>Part Number:</b>	810-00259-01
<b>Description:</b>	TMNT Uplighting 11/11/11/11



**Raw Thrills, Inc.**

5441 Fargo Ave.  
Skokie, IL 60077  
USA

rawthrills.com  
tel: 847.679.8373  
fax: 847.679.8538

Id	Type	Manufacturer	Part Number	Description	Quantity
1	Cable Tie		464-00001-01	Cable tie, 4", black	6
2	Connector	Molex	39-01-2040	Mini-Fit Jr. Receptacle Housing, Dual Row, 4 Circuits, UL 94V-2	1
3	Contact	Molex	39-00-0038	Mini-Fit Female Crimp Terminal, Tin over Brass, 18-24 AWG	4
4	Label		Generic White Label	Generic Label	1
5	White Flexible LED Tape, w/FOAM	FYF Jane	500-00162-01	White Flexible LED Tape, w/FOAM	4
6	Wire		466-00001-22-BLK	UL 1007/1569, 300V, 22AWG, 7/30 stranding, Black	100 in
7	Wire		466-00001-22-RED	UL 1007/1569, 300V, 22AWG, 7/30 stranding, Red	100 in

<b>Title:</b>	TMNT Uplighting 11/11/11/11
<b>Part Number:</b>	810-00259-01
<b>Description:</b>	TMNT Uplighting 11/11/11/11



**Raw Thrills, Inc.**

5441 Fargo Ave.  
Skokie, IL 60077  
USA

rawthrills.com  
tel: 847.679.8373  
fax: 847.679.8538

From	To	Conductor	Conductor PN	Gauge	Length	Notes
ID2.1	Positive_a	■ W1.Red	466-00001-22-RED	22 AWG	25 in	+
ID2.1	Positive_b	■ W2.Red	466-00001-22-RED	22 AWG	25 in	+
ID2.2	Positive_c	■ W3.Red	466-00001-22-RED	22 AWG	25 in	+
ID2.2	Positive_d	■ W4.Red	466-00001-22-RED	22 AWG	25 in	+
ID2.3	Negative_a	■ W9.Black	466-00001-22-BLK	22 AWG	25 in	-
ID2.3	Negative_b	■ W10.Black	466-00001-22-BLK	22 AWG	25 in	-
ID2.4	Negative_c	■ W11.Black	466-00001-22-BLK	22 AWG	25 in	-
ID2.4	Negative_d	■ W12.Black	466-00001-22-BLK	22 AWG	25 in	-









<b>Title:</b>	TMNT Uplighting 11/11/11/11
<b>Part Number:</b>	810-00259-01
<b>Description:</b>	TMNT Uplighting 11/11/11/11



**Raw Thrills, Inc.**

5441 Fargo Ave.  
Skokie, IL 60077  
USA

rawthrills.com  
tel: 847.679.8373  
fax: 847.679.8538

#	Type	Reference Designator	Manufacturer	Part Number	Color	Gauge	Length	Twisted With
1	Wire	W1		466-00001-22-RED	 Red	22 AWG	25 in	
2	Wire	W2		466-00001-22-RED	 Red	22 AWG	25 in	
3	Wire	W3		466-00001-22-RED	 Red	22 AWG	25 in	
4	Wire	W4		466-00001-22-RED	 Red	22 AWG	25 in	
5	Wire	W9		466-00001-22-BLK	 Black	22 AWG	25 in	
6	Wire	W10		466-00001-22-BLK	 Black	22 AWG	25 in	
7	Wire	W11		466-00001-22-BLK	 Black	22 AWG	25 in	
8	Wire	W12		466-00001-22-BLK	 Black	22 AWG	25 in	

<b>Title:</b>	TMNT Uplighting 11/11/11/11
<b>Part Number:</b>	810-00259-01
<b>Description:</b>	TMNT Uplighting 11/11/11/11



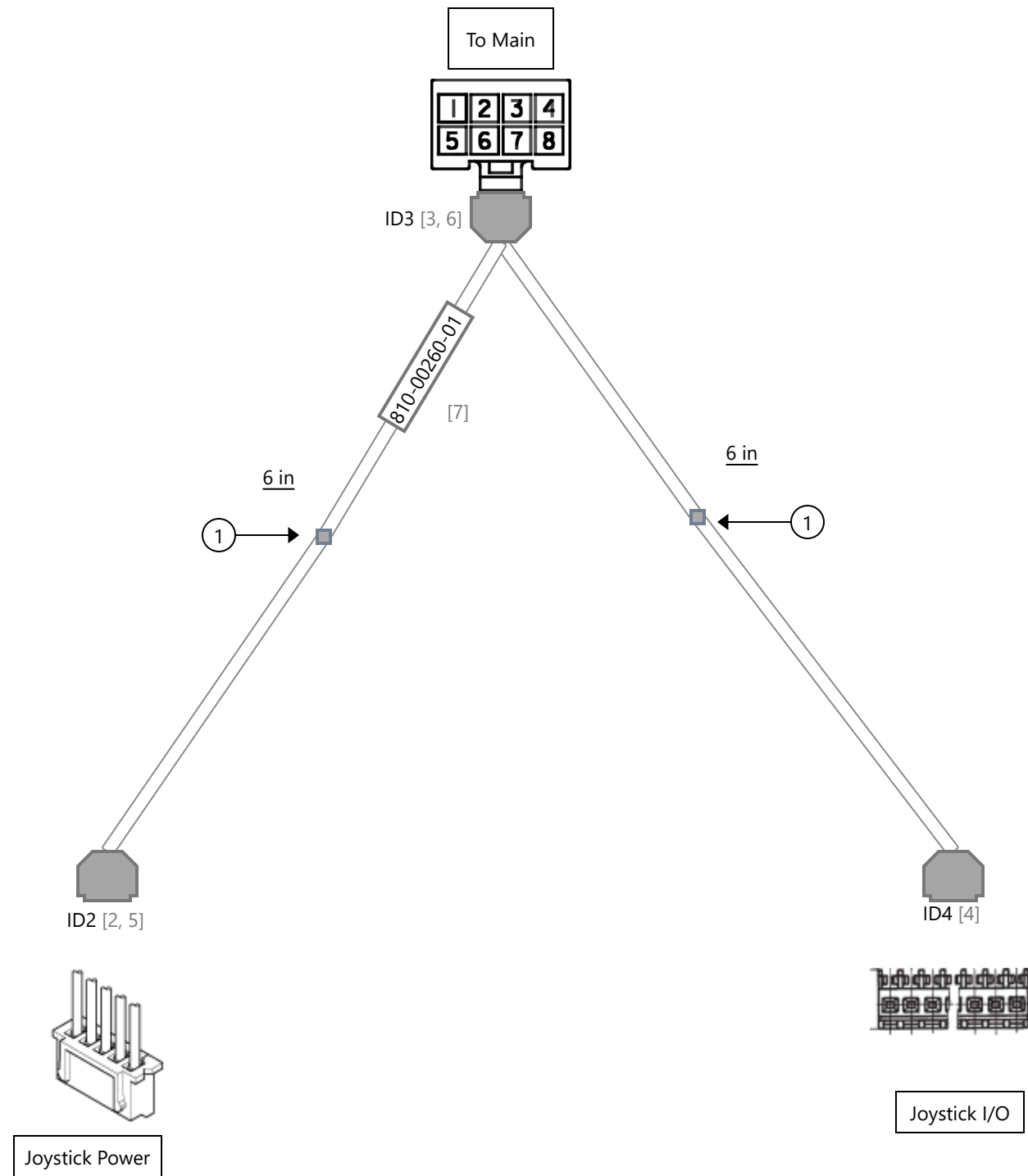
**Raw Thrills, Inc.**

5441 Fargo Ave.  
Skokie, IL 60077  
USA

rawthrills.com  
tel: 847.679.8373  
fax: 847.679.8538

#	Manufacturer	Part Number	Description	Label Text
1		Generic White Label	Generic Label	810-00259-01





Notes	
①	464-00001-01 Cable Tie (x2)

<b>Specification</b> [1] All dimensions are inches (SAE) unless otherwise noted. [2] Wire length tolerance: ---- [3] Strip lengths as specified by terminal datasheet unless otherwise noted.		[4] All applicable components must be RoHS compliant (EU and China). [5] No part substitutions without written authorization. [6] Connector views are insertion side.	
Title	TMNT Joystick	Part Number	810-00260-01
Description	TMNT Joystick	Revision	A

NOT TO SCALE		
	Name	Date
Drawn By	Marsden	4/23/18
Eng Approved	----	----
Mfg Approved	----	----

**RAW THRILLS** Raw Thrills, Inc.  
 5441 Fargo Ave. Skokie, IL 60077 USA  
 rawthrills.com tel: 847.679.8373 fax: 847.679.8538

This document contains confidential and proprietary information that cannot be reproduced or divulged, in whole or in part, without written authorization from Raw Thrills, Inc.

<b>Title:</b>	TMNT Joystick
<b>Part Number:</b>	810-00260-01
<b>Description:</b>	TMNT Joystick



**Raw Thrills, Inc.**

5441 Fargo Ave.  
Skokie, IL 60077  
USA

rawthrills.com  
tel: 847.679.8373  
fax: 847.679.8538

Id	Type	Manufacturer	Part Number	Description	Quantity
1	Cable Tie		464-00001-01	Cable tie, 4", black	2
2	Connector	JST	XHP-2	XH Connector	1
3	Connector	Molex	39-01-2080	Mini-Fit Jr. Receptacle Housing, Dual Row, 8 Circuits, UL 94V-2	1
4	Connector	Panduit	CE100F22-5-D	Conn IDC Connector F 5 POS	1
5	Contact	JST	SXH-001T-P0.6	CONTACT, JST "XH" 22-28 GA	2
6	Contact	Molex	39-00-0038	Mini-Fit Female Crimp Terminal, Tin over Brass, 18-24 AWG	7
7	Label		Generic White Label	Generic Label	1
8	Wire		466-00001-22-BLK	UL 1007/1569, 300V, 22AWG, 7/30 stranding, Black	6 in
9	Wire		466-00001-22-ORG	UL 1007/1569, 300V, 22AWG, 7/30 stranding, Orange	6 in
10	Wire		466-00001-22-BLK-BRN	UL 1007/1569, 300V, 22AWG, 7/30 stranding, Black w/ Brown Stripe	6 in
11	Wire		466-00001-22-BLU-BLK	UL 1007/1569, 300V, 22AWG, 7/30 stranding, Blue w/ Black Stripe	6 in
12	Wire		466-00001-22-BLU-BRN	UL 1007/1569, 300V, 22AWG, 7/30 stranding, Blue w/ Brown Stripe	6 in
13	Wire		466-00001-22-BLU-ORG	UL 1007/1569, 300V, 22AWG, 7/30 stranding, Blue w/ Orange Stripe	6 in
14	Wire		466-00001-22-BLU-RED	UL 1007/1569, 300V, 22AWG, 7/30 stranding, Blue w/ Red Stripe	6 in

<b>Title:</b>	TMNT Joystick
<b>Part Number:</b>	810-00260-01
<b>Description:</b>	TMNT Joystick



**Raw Thrills, Inc.**

5441 Fargo Ave.  
Skokie, IL 60077  
USA

rawthrills.com  
tel: 847.679.8373  
fax: 847.679.8538

From	To	Conductor	Conductor PN	Gauge	Length	Notes
ID3.1	ID4.1	W1.Black-Brown	466-00001-22-BLK-BRN	22 AWG	6 in	P1 GND
ID3.2	ID4.2	W2.Blue-Brown	466-00001-22-BLU-BRN	22 AWG	6 in	Joy DN
ID3.3	ID4.3	W3.Blue-Black	466-00001-22-BLU-BLK	22 AWG	6 in	Joy UP
ID3.4	ID4.4	W4.Blue-Orange	466-00001-22-BLU-ORG	22 AWG	6 in	Joy RT
ID3.5	ID4.5	W5.Blue-Red	466-00001-22-BLU-RED	22 AWG	6 in	Joy LT
ID3.7	ID2.2	W6.Orange	466-00001-22-ORG	22 AWG	6 in	+12v
ID3.8	ID2.1	W7.Black	466-00001-22-BLK	22 AWG	6 in	Digital Ground








<b>Title:</b>	TMNT Joystick
<b>Part Number:</b>	810-00260-01
<b>Description:</b>	TMNT Joystick



**Raw Thrills, Inc.**

5441 Fargo Ave.  
Skokie, IL 60077  
USA

rawthrills.com  
tel: 847.679.8373  
fax: 847.679.8538

#	Type	Reference Designator	Manufacturer	Part Number	Color	Gauge	Length	Twisted With
1	Wire	W1		466-00001-22-BLK-BRN	 Black-Brown	22 AWG	6 in	
2	Wire	W2		466-00001-22-BLU-BRN	 Blue-Brown	22 AWG	6 in	
3	Wire	W3		466-00001-22-BLU-BLK	 Blue-Black	22 AWG	6 in	
4	Wire	W4		466-00001-22-BLU-ORG	 Blue-Orange	22 AWG	6 in	
5	Wire	W5		466-00001-22-BLU-RED	 Blue-Red	22 AWG	6 in	
6	Wire	W6		466-00001-22-ORG	 Orange	22 AWG	6 in	
7	Wire	W7		466-00001-22-BLK	 Black	22 AWG	6 in	

<b>Title:</b>	TMNT Joystick
<b>Part Number:</b>	810-00260-01
<b>Description:</b>	TMNT Joystick

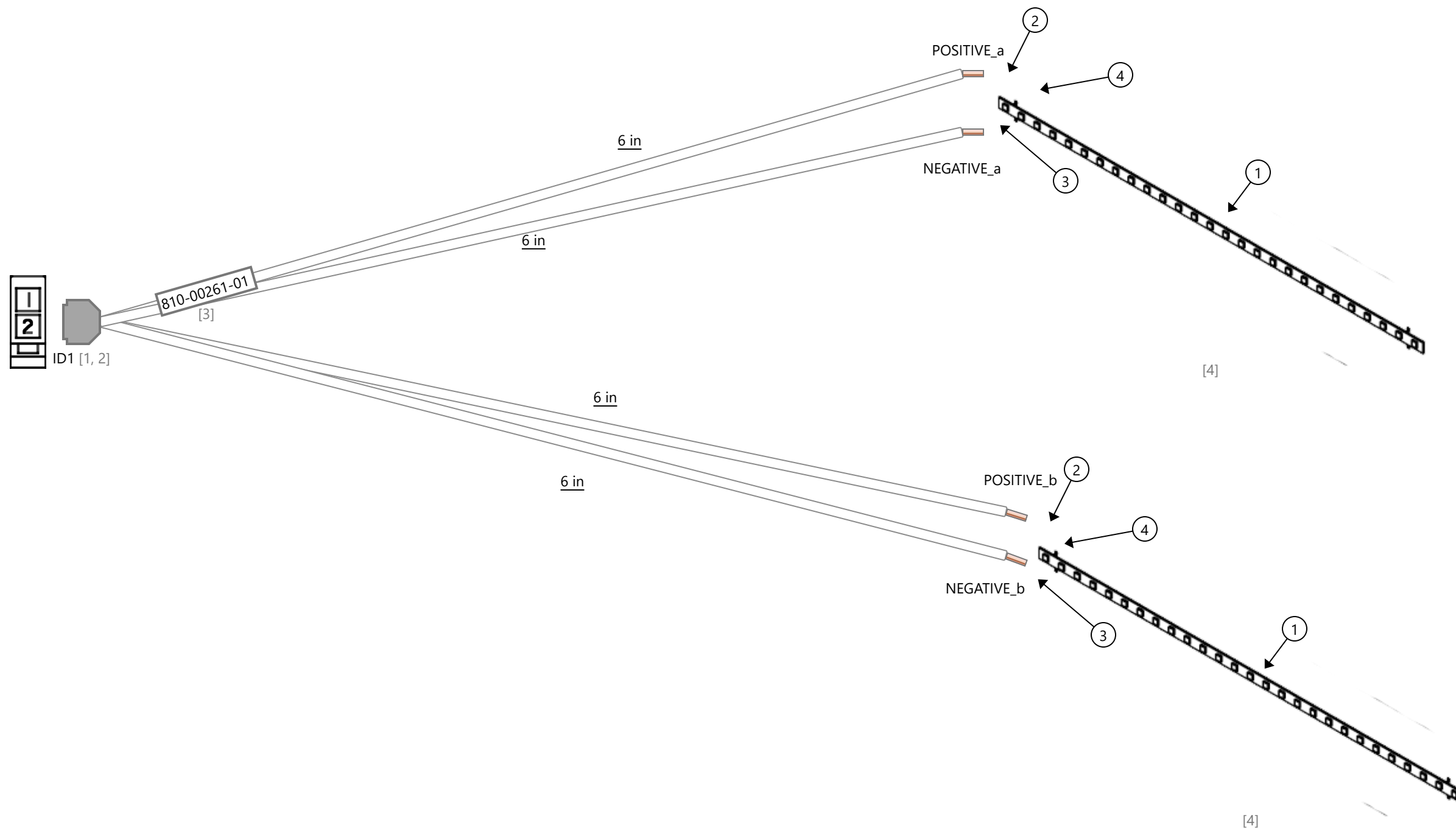



**Raw Thrills, Inc.**  
 5441 Fargo Ave. [rawthrills.com](http://rawthrills.com)  
 Skokie, IL 60077 tel: 847.679.8373  
 USA fax: 847.679.8538

#	Manufacturer	Part Number	Description	Label Text
1		Generic White Label	Generic Label	810-00260-01

Notes

- ① 1 Section equals 3 LEDs. Cut or join together 11 sections of LED strips. Total length of each is 21.65" (x2)
- ② Solder RED wire to "+" pad on end of LED strip
- ③ Solder BLK wire to "-" pad on end of LED strip
- ④ TUBING, 3/8" BLACK HEAT SHRINK POLYOLEFIN - covering for solder connections - .5"



Specification		<b>NOT TO SCALE</b>			<b>Raw Thrills, Inc.</b>		
[1] All dimensions are inches (SAE) unless otherwise noted. [2] Wire length tolerance: ---- [3] Strip lengths as specified by terminal datasheet unless otherwise noted.							5441 Fargo Ave. <b>rawthrills.com</b> Skokie, IL 60077 <b>tel: 847.679.8373</b> USA <b>fax: 847.679.8538</b>
Title	LED, WHT, 11/11 w/12" Tail	Part Number	810-00261-01	Drawn By	Marsden	Date	4/18/18
Description	LED, WHT, 11/11 w/12" Tail	Revision	A	Eng Approved	----	----	----
				Mfg Approved	----	----	----

This document contains confidential and proprietary information that cannot be reproduced or divulged, in whole or in part, without written authorization from Raw Thrills, Inc.

<b>Title:</b>	LED, WHT, 11/11 w/12" Tail
<b>Part Number:</b>	810-00261-01
<b>Description:</b>	LED, WHT, 11/11 w/12" Tail



**Raw Thrills, Inc.**

5441 Fargo Ave.  
Skokie, IL 60077  
USA

rawthrills.com  
tel: 847.679.8373  
fax: 847.679.8538

Id	Type	Manufacturer	Part Number	Description	Quantity
1	Connector	Molex	39-01-2020	Mini-Fit Jr. Receptacle Housing, Dual Row, 2 Circuits, UL 94V-2	1
2	Contact	Molex	39-00-0038	Mini-Fit Female Crimp Terminal, Tin over Brass, 18-24 AWG	2
3	Label		Generic White Label	Generic Label	1
4	White Flexible LED Tape, w/FOAM	FYF Jane	500-00162-01	White Flexible LED Tape, w/FOAM	2
5	Wire		466-00001-22-BLK	UL 1007/1569, 300V, 22AWG, 7/30 stranding, Black	12 in
6	Wire		466-00001-22-RED	UL 1007/1569, 300V, 22AWG, 7/30 stranding, Red	12 in





<b>Title:</b>	LED, WHT, 11/11 w/12" Tail
<b>Part Number:</b>	810-00261-01
<b>Description:</b>	LED, WHT, 11/11 w/12" Tail



**Raw Thrills, Inc.**

5441 Fargo Ave.  
 Skokie, IL 60077  
 USA

rawthrills.com  
 tel: 847.679.8373  
 fax: 847.679.8538

From	To	Conductor	Conductor PN	Gauge	Length	Notes
ID1.1	POSITIVE_a	 W1.Red	466-00001-22-RED	22 AWG	6 in	+
ID1.1	POSITIVE_b	 W3.Red	466-00001-22-RED	22 AWG	6 in	+
ID1.2	NEGATIVE_a	 W2.Black	466-00001-22-BLK	22 AWG	6 in	-
ID1.2	NEGATIVE_b	 W4.Black	466-00001-22-BLK	22 AWG	6 in	-







<b>Title:</b>	LED, WHT, 11/11 w/12" Tail
<b>Part Number:</b>	810-00261-01
<b>Description:</b>	LED, WHT, 11/11 w/12" Tail



**Raw Thrills, Inc.**

5441 Fargo Ave.  
Skokie, IL 60077  
USA

rawthrills.com  
tel: 847.679.8373  
fax: 847.679.8538

#	Type	Reference Designator	Manufacturer	Part Number	Color	Gauge	Length	Twisted With
1	Wire	W1		466-00001-22-RED	 Red	22 AWG	6 in	
2	Wire	W2		466-00001-22-BLK	 Black	22 AWG	6 in	
3	Wire	W3		466-00001-22-RED	 Red	22 AWG	6 in	
4	Wire	W4		466-00001-22-BLK	 Black	22 AWG	6 in	

<b>Title:</b>	LED, WHT, 11/11 w/12" Tail
<b>Part Number:</b>	810-00261-01
<b>Description:</b>	LED, WHT, 11/11 w/12" Tail



**Raw Thrills, Inc.**

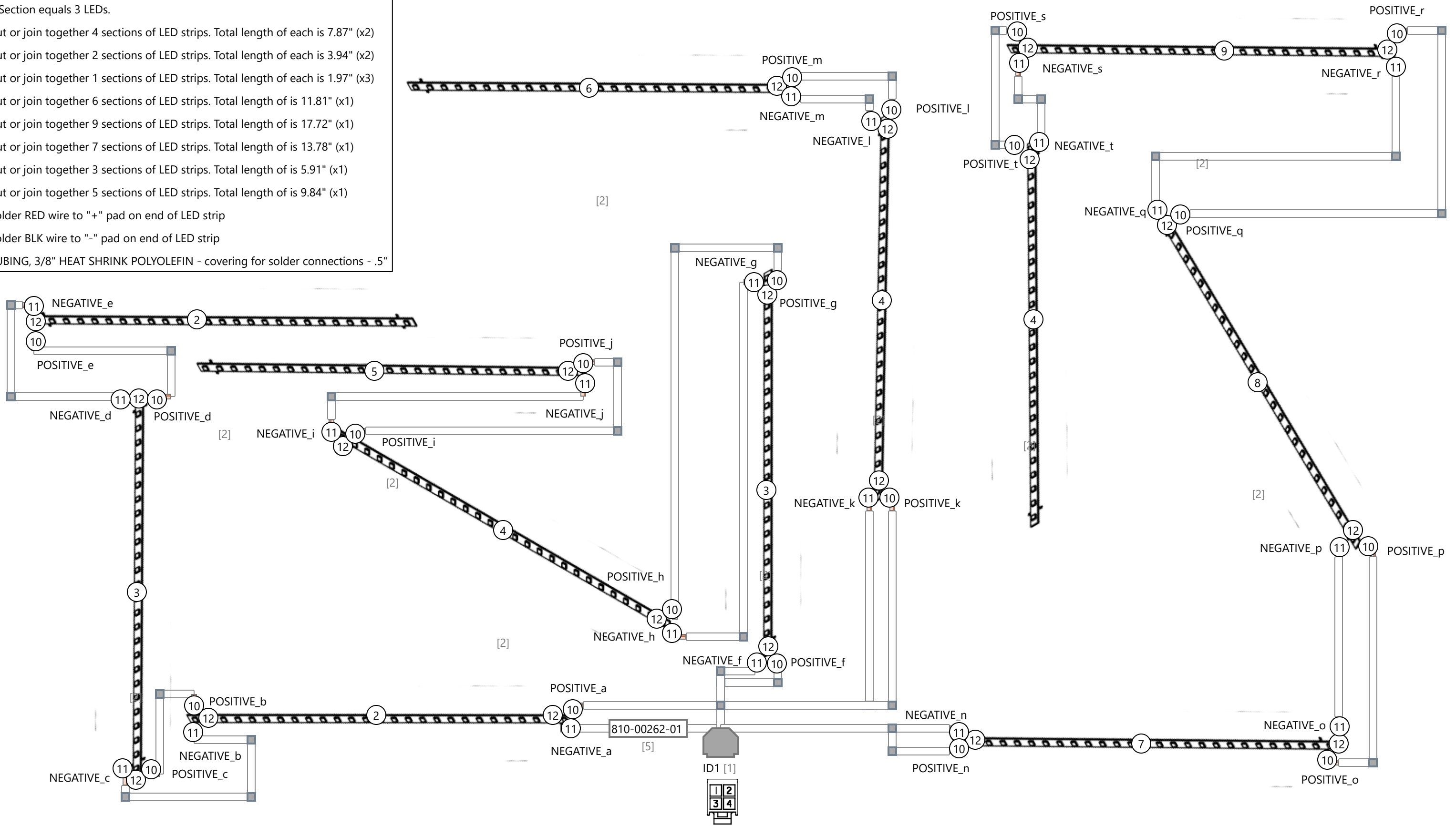
5441 Fargo Ave.  
 Skokie, IL 60077  
 USA

rawthrills.com  
 tel: 847.679.8373  
 fax: 847.679.8538

#	Manufacturer	Part Number	Description	Label Text
1		Generic White Label	Generic Label	810-00261-01

Notes

- ① 1 Section equals 3 LEDs.
- ② Cut or join together 4 sections of LED strips. Total length of each is 7.87" (x2)
- ③ Cut or join together 2 sections of LED strips. Total length of each is 3.94" (x2)
- ④ Cut or join together 1 sections of LED strips. Total length of each is 1.97" (x3)
- ⑤ Cut or join together 6 sections of LED strips. Total length of is 11.81" (x1)
- ⑥ Cut or join together 9 sections of LED strips. Total length of is 17.72" (x1)
- ⑦ Cut or join together 7 sections of LED strips. Total length of is 13.78" (x1)
- ⑧ Cut or join together 3 sections of LED strips. Total length of is 5.91" (x1)
- ⑨ Cut or join together 5 sections of LED strips. Total length of is 9.84" (x1)
- ⑩ Solder RED wire to "+" pad on end of LED strip
- ⑪ Solder BLK wire to "-" pad on end of LED strip
- ⑫ TUBING, 3/8" HEAT SHRINK POLYOLEFIN - covering for solder connections - .5"



Specification	
[1] All dimensions are inches (SAE) unless otherwise noted.	[4] All applicable components must be RoHS compliant (EU and China).
[2] Wire length tolerance: ----	[5] No part substitutions without written authorization.
[3] Strip lengths as specified by terminal datasheet unless otherwise noted.	[6] Connector views are insertion side.
Title LED, WHT, 4/2/4 2/1/6 1/9 7/3/5/4	Part Number 810-00262-01
Description LED, WHT, 4/2/4 2/1/6 1/9 7/3/5/4	Revision A

<b>NOT TO SCALE</b>		
	Name	Date
Drawn By	Marsden	4/24/18
Eng Approved	----	----
Mfg Approved	----	----

**Raw Thrills, Inc.**

5441 Fargo Ave.  
Skokie, IL 60077  
USA

rawthrills.com  
tel: 847.679.8373  
fax: 847.679.8538

This document contains confidential and proprietary information that cannot be reproduced or divulged, in whole or in part, without written authorization from Raw Thrills, Inc.

<b>Title:</b>	LED, WHT, 4/2/4 2/1/6 1/9 7/3/5/4
<b>Part Number:</b>	810-00262-01
<b>Description:</b>	LED, WHT, 4/2/4 2/1/6 1/9 7/3/5/4



**Raw Thrills, Inc.**

5441 Fargo Ave.  
Skokie, IL 60077  
USA

rawthrills.com  
tel: 847.679.8373  
fax: 847.679.8538

Id	Type	Manufacturer	Part Number	Description	Quantity
1	Connector	Molex	39-01-2040	Mini-Fit Jr. Receptacle Housing, Dual Row, 4 Circuits, UL 94V-2	1
2	White Flexible LED Tape, w/FOAM	FYF Jane	500-00162-01	White Flexible LED Tape, w/FOAM	12
3	Wire		466-00001-22-BLK	UL 1007/1569, 300V, 22AWG, 7/30 stranding, Black	90 in
4	Wire		466-00001-22-RED	UL 1007/1569, 300V, 22AWG, 7/30 stranding, Red	90 in
5	Label		Generic White Label	Generic Label	1

<b>Title:</b>	LED, WHT, 4/2/4 2/1/6 1/9 7/3/5/4
<b>Part Number:</b>	810-00262-01
<b>Description:</b>	LED, WHT, 4/2/4 2/1/6 1/9 7/3/5/4



**Raw Thrills, Inc.**

5441 Fargo Ave.  
Skokie, IL 60077  
USA

rawthrills.com  
tel: 847.679.8373  
fax: 847.679.8538

From	To	Conductor	Conductor PN	Gauge	Length	Notes
ID1.1	POSITIVE_a	W1.Red	466-00001-22-RED	22 AWG	13 in	+
ID1.1	POSITIVE_f	W4.Red	466-00001-22-RED	22 AWG	10 in	+
ID1.2	POSITIVE_k	W7.Red	466-00001-22-RED	22 AWG	15 in	+
ID1.2	POSITIVE_n	W9.Red	466-00001-22-RED	22 AWG	13 in	+
ID1.3	NEGATIVE_a	W13.Black	466-00001-22-BLK	22 AWG	13 in	-
ID1.3	NEGATIVE_f	W16.Black	466-00001-22-BLK	22 AWG	10 in	-
ID1.4	NEGATIVE_k	W19.Black	466-00001-22-BLK	22 AWG	15 in	-
ID1.4	NEGATIVE_n	W21.Black	466-00001-22-BLK	22 AWG	13 in	-
NEGATIVE_b	NEGATIVE_c	W14.Black	466-00001-22-BLK	22 AWG	6 in	-
NEGATIVE_d	NEGATIVE_e	W15.Black	466-00001-22-BLK	22 AWG	5 in	-
NEGATIVE_g	NEGATIVE_h	W17.Black	466-00001-22-BLK	22 AWG	9 in	-
NEGATIVE_i	NEGATIVE_j	W18.Black	466-00001-22-BLK	22 AWG	3 in	-
NEGATIVE_l	NEGATIVE_m	W20.Black	466-00001-22-BLK	22 AWG	3 in	-
NEGATIVE_o	NEGATIVE_p	W22.Black	466-00001-22-BLK	22 AWG	3 in	-
NEGATIVE_q	NEGATIVE_r	W23.Black	466-00001-22-BLK	22 AWG	6 in	-
NEGATIVE_s	NEGATIVE_t	W24.Black	466-00001-22-BLK	22 AWG	4 in	-
POSITIVE_b	POSITIVE_c	W2.Red	466-00001-22-RED	22 AWG	6 in	+
POSITIVE_d	POSITIVE_e	W3.Red	466-00001-22-RED	22 AWG	5 in	+
POSITIVE_g	POSITIVE_h	W5.Red	466-00001-22-RED	22 AWG	9 in	+
POSITIVE_i	POSITIVE_j	W6.Red	466-00001-22-RED	22 AWG	3 in	+
POSITIVE_l	POSITIVE_m	W8.Red	466-00001-22-RED	22 AWG	3 in	+
POSITIVE_o	POSITIVE_p	W10.Red	466-00001-22-RED	22 AWG	3 in	+
POSITIVE_q	POSITIVE_r	W11.Red	466-00001-22-RED	22 AWG	6 in	+
POSITIVE_s	POSITIVE_t	W12.Red	466-00001-22-RED	22 AWG	4 in	+

<b>Title:</b>	LED, WHT, 4/2/4 2/1/6 1/9 7/3/5/4
<b>Part Number:</b>	810-00262-01
<b>Description:</b>	LED, WHT, 4/2/4 2/1/6 1/9 7/3/5/4



**Raw Thrills, Inc.**

5441 Fargo Ave.  
Skokie, IL 60077  
USA

rawthrills.com  
tel: 847.679.8373  
fax: 847.679.8538

#	Type	Reference Designator	Manufacturer	Part Number	Color	Gauge	Length	Twisted With
1	Wire	W1		466-00001-22-RED	Red	22 AWG	13 in	
2	Wire	W2		466-00001-22-RED	Red	22 AWG	6 in	
3	Wire	W3		466-00001-22-RED	Red	22 AWG	5 in	
4	Wire	W4		466-00001-22-RED	Red	22 AWG	10 in	
5	Wire	W5		466-00001-22-RED	Red	22 AWG	9 in	
6	Wire	W6		466-00001-22-RED	Red	22 AWG	3 in	
7	Wire	W7		466-00001-22-RED	Red	22 AWG	15 in	
8	Wire	W8		466-00001-22-RED	Red	22 AWG	3 in	
9	Wire	W9		466-00001-22-RED	Red	22 AWG	13 in	
10	Wire	W10		466-00001-22-RED	Red	22 AWG	3 in	
11	Wire	W11		466-00001-22-RED	Red	22 AWG	6 in	
12	Wire	W12		466-00001-22-RED	Red	22 AWG	4 in	
13	Wire	W13		466-00001-22-BLK	Black	22 AWG	13 in	
14	Wire	W14		466-00001-22-BLK	Black	22 AWG	6 in	
15	Wire	W15		466-00001-22-BLK	Black	22 AWG	5 in	
16	Wire	W16		466-00001-22-BLK	Black	22 AWG	10 in	
17	Wire	W17		466-00001-22-BLK	Black	22 AWG	9 in	
18	Wire	W18		466-00001-22-BLK	Black	22 AWG	3 in	
19	Wire	W19		466-00001-22-BLK	Black	22 AWG	15 in	
20	Wire	W20		466-00001-22-BLK	Black	22 AWG	3 in	
21	Wire	W21		466-00001-22-BLK	Black	22 AWG	13 in	
22	Wire	W22		466-00001-22-BLK	Black	22 AWG	3 in	
23	Wire	W23		466-00001-22-BLK	Black	22 AWG	6 in	
24	Wire	W24		466-00001-22-BLK	Black	22 AWG	4 in	

<b>Title:</b>	LED, WHT, 4/2/4 2/1/6 1/9 7/3/5/4
<b>Part Number:</b>	810-00262-01
<b>Description:</b>	LED, WHT, 4/2/4 2/1/6 1/9 7/3/5/4

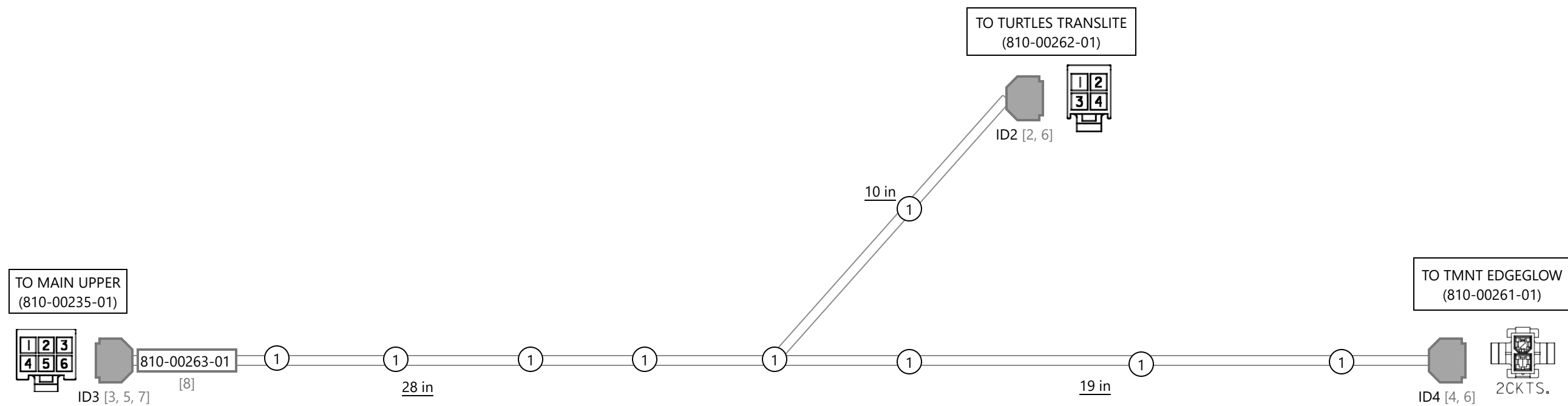


**Raw Thrills, Inc.**

5441 Fargo Ave.  
 Skokie, IL 60077  
 USA

rawthrills.com  
 tel: 847.679.8373  
 fax: 847.679.8538

#	Manufacturer	Part Number	Description	Label Text
1		Generic White Label	Generic Label	810-00262-01



Notes

- 1 464-00001-01 CABLE TIE (x9)

Specification

- [1] All dimensions are inches (SAE) unless otherwise noted.
- [2] Wire length tolerance: ----
- [3] Strip lengths as specified by terminal datasheet unless otherwise noted.
- [4] All applicable components must be RoHS compliant (EU and China).
- [5] No part substitutions without written authorization.
- [6] Connector views are insertion side.

Title	TMNT Marquee Distribution	Part Number	810-00263-01
Description	TMNT Marquee Distribution	Revision	A

NOT TO SCALE

	Name	Date
Drawn By	Marsden	4/25/18
Eng Approved	----	----
Mfg Approved	----	----



Raw Thrills, Inc.

5441 Fargo Ave. rawthrills.com  
 Skokie, IL 60077 tel: 847.679.8373  
 USA fax: 847.679.8538

This document contains confidential and proprietary information that cannot be reproduced or divulged, in whole or in part, without written authorization from Raw Thrills, Inc.



<b>Title:</b>	TMNT Marquee Distribution
<b>Part Number:</b>	810-00263-01
<b>Description:</b>	TMNT Marquee Distribution



**Raw Thrills, Inc.**

5441 Fargo Ave.  
Skokie, IL 60077  
USA

rawthrills.com  
tel: 847.679.8373  
fax: 847.679.8538

Id	Type	Manufacturer	Part Number	Description	Quantity
1	Cable Tie		464-00001-01	Cable tie, 4", black	9
2	Connector	Molex	39-01-2040	HOUSING, MLX, MINI-FIT JR, REC, 4 POS	1
3	Connector	Molex	39-01-2060	HOUSING, MLX, MINI-FIT JR, REC, 6 POS	1
4	Connector	Molex	39-01-3023	HOUSING, MLX, MINI-FIT JR, PLG, 2 POS	1
5	Contact	Molex	39-00-0038	SOCKET, MLX, MINI-FIT JR, 18-24GA BRASS/TIN	2
6	Contact	Molex	39-00-0040	PIN, MLX, MINI-FIT JR, 18-24GA BRASS/TIN	6
7	Contact	Molex	39-00-0077	SOCKET, MLX, MINI-FIT JR, 16GA BRASS/TIN	2
8	Label		Generic White Label	Generic Label	1
9	Wire		466-00001-22-ORG-BRN	UL 1007/1569, 300V, 22AWG, 7/30 stranding, Orange w/Brown stripe	47 in
10	Wire		466-00001-22-ORG-PNK	UL 1007/1569, 300V, 22AWG, 7/30 stranding, Orange w/Pink stripe	76 in
11	Wire		466-00001-22-PUR-BLU	UL 1007/1569, 300V, 22AWG, 7/30 stranding, Purple w/Blue stripe	76 in
12	Wire		466-00001-22-PUR-GRN	UL 1007/1569, 300V, 22AWG, 7/30 stranding, Purple w/Green stripe	47 in







<b>Title:</b>	TMNT Marquee Distribution
<b>Part Number:</b>	810-00263-01
<b>Description:</b>	TMNT Marquee Distribution



**Raw Thrills, Inc.**

5441 Fargo Ave.  
Skokie, IL 60077  
USA

rawthrills.com  
tel: 847.679.8373  
fax: 847.679.8538

From	To	Conductor	Conductor PN	Gauge	Length	Notes
ID3.1	ID4.1	 W1.Orange-Brown	466-00001-22-ORG-BRN	22 AWG	47 in	EDGEGLow
ID3.2	ID2.1	 W2.Orange-Pink	466-00001-22-ORG-PNK	22 AWG	38 in	TRANSLITE
ID3.2	ID2.2	 W3.Orange-Pink	466-00001-22-ORG-PNK	22 AWG	38 in	TRANSLITE
ID3.3	ID2.3	 W4.Violet-Blue	466-00001-22-PUR-BLU	22 AWG	38 in	TRANSLITE
ID3.3	ID2.4	 W5.Violet-Blue	466-00001-22-PUR-BLU	22 AWG	38 in	TRANSLITE
ID3.4	ID4.2	 W6.Violet-Green	466-00001-22-PUR-GRN	22 AWG	47 in	EDGEGLow







<b>Title:</b>	TMNT Marquee Distribution
<b>Part Number:</b>	810-00263-01
<b>Description:</b>	TMNT Marquee Distribution



**Raw Thrills, Inc.**

5441 Fargo Ave.  
Skokie, IL 60077  
USA

rawthrills.com  
tel: 847.679.8373  
fax: 847.679.8538

#	Type	Reference Designator	Manufacturer	Part Number	Color	Gauge	Length	Twisted With
1	Wire	W1		466-00001-22-ORG-BRN	 Orange-Brown	22 AWG	47 in	
2	Wire	W2		466-00001-22-ORG-PNK	 Orange-Pink	22 AWG	38 in	
3	Wire	W3		466-00001-22-ORG-PNK	 Orange-Pink	22 AWG	38 in	
4	Wire	W4		466-00001-22-PUR-BLU	 Violet-Blue	22 AWG	38 in	
5	Wire	W5		466-00001-22-PUR-BLU	 Violet-Blue	22 AWG	38 in	
6	Wire	W6		466-00001-22-PUR-GRN	 Violet-Green	22 AWG	47 in	

<b>Title:</b>	TMNT Marquee Distribution
<b>Part Number:</b>	810-00263-01
<b>Description:</b>	TMNT Marquee Distribution

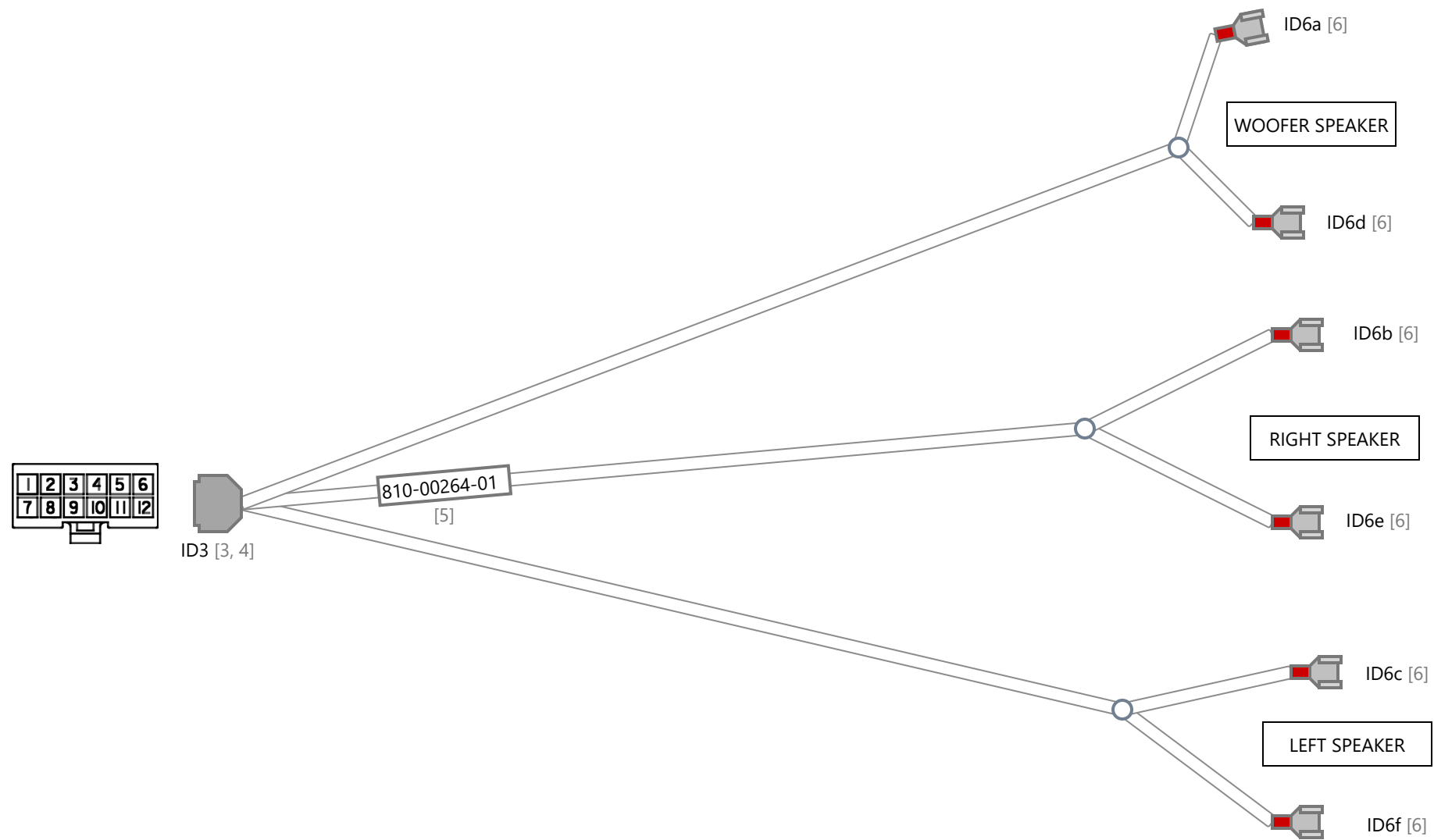


**Raw Thrills, Inc.**

5441 Fargo Ave.  
 Skokie, IL 60077  
 USA

rawthrills.com  
 tel: 847.679.8373  
 fax: 847.679.8538

#	Manufacturer	Part Number	Description	Label Text
1		Generic White Label	Generic Label	810-00263-01



Notes

Specification

- [1] All dimensions are inches (SAE) unless otherwise noted.
- [2] Wire length tolerance: ----
- [3] Strip lengths as specified by terminal datasheet unless otherwise noted.
- [4] All applicable components must be RoHS compliant (EU and China).
- [5] No part substitutions without written authorization.
- [6] Connector views are insertion side.

**NOT TO SCALE**

Title	TMNT Speakers	Part Number	810-00264-01
Description	TMNT Speakers	Revision	A

	Name	Date
Drawn By	Marsden	4/25/18
Eng Approved	----	----
Mfg Approved	----	----



**Raw Thrills, Inc.**

5441 Fargo Ave. [rawthrills.com](http://rawthrills.com)  
 Skokie, IL 60077 tel: 847.679.8373  
 USA fax: 847.679.8538

This document contains confidential and proprietary information that cannot be reproduced or divulged, in whole or in part, without written authorization from Raw Thrills, Inc.

<b>Title:</b>	TMNT Speakers
<b>Part Number:</b>	810-00264-01
<b>Description:</b>	TMNT Speakers



**Raw Thrills, Inc.**

5441 Fargo Ave.  
Skokie, IL 60077  
USA

rawthrills.com  
tel: 847.679.8373  
fax: 847.679.8538

Id	Type	Manufacturer	Part Number	Description	Quantity
1	Cable		WC18-N-S-2-00	18 GA CM/2464, FOIL SHIELD, 2C CABLE	50 in
2	Cable	Consolidated Electronic Wire & Cable	5722-CL	22 GA CL3/CM, FOIL SHIELD, 2C CABLE, BLK/RED	131 in
3	Connector	Molex	39-01-2120	HOUSING, MLX, MINI-FIT JR, REC, 12 POS	1
4	Contact	Molex	39-00-0038	SOCKET, MLX, MINI-FIT JR, 18-24GA BRASS/TIN	6
5	Label		Generic White Label	Generic Label	1
6	Quick Connect Terminal	Tyco	2-520181-2	ULTRA-FAST 187 ASY REC 22-18 AWG TPBR	6

<b>Title:</b>	TMNT Speakers
<b>Part Number:</b>	810-00264-01
<b>Description:</b>	TMNT Speakers



**Raw Thrills, Inc.**

5441 Fargo Ave.  
Skokie, IL 60077  
USA

rawthrills.com  
tel: 847.679.8373  
fax: 847.679.8538

From	To	Conductor	Conductor PN	Gauge	Length	Notes
ID3.1	ID6a	■ ID1.Red-Secondary Power	WC18-N-S-2-00	18 AWG	50 in	WOOFER SPKR
ID3.5	ID6b	■ ID2a.Red-Secondary Power	5722-CL	22 AWG	92 in	RIGHT SPKR
ID3.6	ID6c	■ ID2b.Red-Secondary Power	5722-CL	22 AWG	39 in	LEFT SPKR
ID3.7	ID6d	■ ID1.Black-Power	WC18-N-S-2-00	18 AWG	50 in	WOOFER SPKR
ID3.11	ID6e	■ ID2a.Black-Power	5722-CL	22 AWG	92 in	RIGHT SPKR
ID3.12	ID6f	■ ID2b.Black-Power	5722-CL	22 AWG	39 in	LEFT SPKR

<b>Title:</b>	TMNT Speakers
<b>Part Number:</b>	810-00264-01
<b>Description:</b>	TMNT Speakers



**Raw Thrills, Inc.**

5441 Fargo Ave.  
Skokie, IL 60077  
USA

rawthrills.com  
tel: 847.679.8373  
fax: 847.679.8538

#	Type	Reference Designator	Manufacturer	Part Number	Color	Gauge	Length	Twisted With
1	Cable	ID1		WC18-N-S-2-00	Gray		50 in	
2	Cable	ID2a	Consolidated Electronic Wire & Cable	5722-CL	Gray		92 in	
3	Cable	ID2b	Consolidated Electronic Wire & Cable	5722-CL	Gray		39 in	



<b>Title:</b>	TMNT Speakers
<b>Part Number:</b>	810-00264-01
<b>Description:</b>	TMNT Speakers



**Raw Thrills, Inc.**

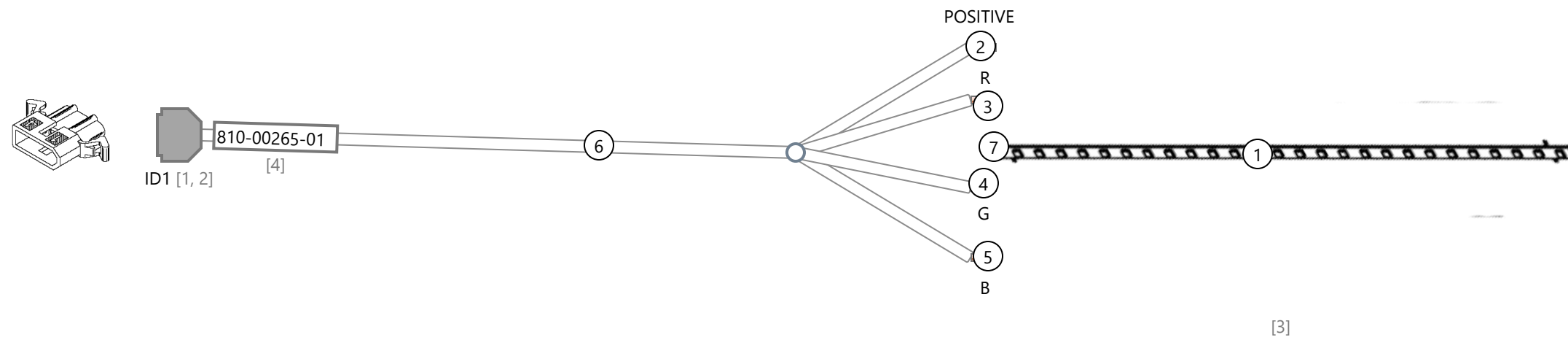
5441 Fargo Ave.  
Skokie, IL 60077  
USA

rawthrills.com  
tel: 847.679.8373  
fax: 847.679.8538

#	Manufacturer	Part Number	Description	Label Text
1		Generic White Label	Generic Label	810-00264-01

Notes

- ① 1 SECTION EQUALS 3 LEDS. CUT OR JOIN TOGETHER 15 SECTIONS OF LED STRIPS. TOTAL LENGTH IS 29.53"
- ② SOLDER WHT WIRE TO "+" PAD ON END OF LED STRIP
- ③ SOLDER RED WIRE TO "R" PAD ON END OF LED STRIP
- ④ SOLDER GRN WIRE TO "G" PAD ON END OF LED STRIP
- ⑤ SOLDER BLU WIRE TO "B" PAD ON END OF LED STRIP
- ⑥ 464-0001-01 CABLE TIE (x1)
- ⑦ TUBING, 3/8" BLACK HEAT SHRINK POLYOLEFIN - COVERING FOR SOLDER CONNECTIONS - .5"



Specification

- [1] All dimensions are inches (SAE) unless otherwise noted.
- [2] Wire length tolerance: ----
- [3] Strip lengths as specified by terminal datasheet unless otherwise noted.
- [4] All applicable components must be RoHS compliant (EU and China).
- [5] No part substitutions without written authorization.
- [6] Connector views are insertion side.

**NOT TO SCALE**

Title	TMNT LED, RGB, 15S/75CM/29.53", 12" TAIL	Part Number	810-00265-01
Description	TMNT LED, RGB, 15S/75CM/29.53", 12" TAIL	Revision	A

	Name	Date
Drawn By	Marsden	4/25/18
Eng Approved	----	----
Mfg Approved	----	----



**Raw Thrills, Inc.**

5441 Fargo Ave. [rawthrills.com](http://rawthrills.com)  
 Skokie, IL 60077 tel: 847.679.8373  
 USA fax: 847.679.8538

This document contains confidential and proprietary information that cannot be reproduced or divulged, in whole or in part, without written authorization from Raw Thrills, Inc.

<b>Title:</b>	TMNT LED, RGB, 15S/75CM/29.53", 12" TAIL
<b>Part Number:</b>	810-00265-01
<b>Description:</b>	TMNT LED, RGB, 15S/75CM/29.53", 12" TAIL



**Raw Thrills, Inc.**

5441 Fargo Ave.  
 Skokie, IL 60077  
 USA

rawthrills.com  
 tel: 847.679.8373  
 fax: 847.679.8538

Id	Type	Manufacturer	Part Number	Description	Quantity
1	Connector	Molex	03-06-2042	HOUSING, MLX, .062 PLUG, 4 POS	1
2	Contact	Molex	02-06-2101	PIN, #1560 18-24GA .062 BRASS TIN PLATE	4
3	LED STRIP RGB (WITH FOAM TAPE)	FYF Jane	500-00184-00	LED STRIP RGB (WITH FOAM TAPE)	1
4	Label		Generic White Label	Generic Label	1
5	Wire		466-00001-22-BLU	UL 1007/1569, 300V, 22AWG, 7/30 stranding, Blue	12 in
6	Wire		466-00001-22-GRN	UL 1007/1569, 300V, 22AWG, 7/30 stranding, Green	12 in
7	Wire		466-00001-22-RED	UL 1007/1569, 300V, 22AWG, 7/30 stranding, Red	12 in
8	Wire		466-00001-22-WHT	UL 1007/1569, 300V, 22AWG, 7/30 stranding, White	12 in





<b>Title:</b>	TMNT LED, RGB, 15S/75CM/29.53", 12" TAIL
<b>Part Number:</b>	810-00265-01
<b>Description:</b>	TMNT LED, RGB, 15S/75CM/29.53", 12" TAIL



**Raw Thrills, Inc.**

5441 Fargo Ave.  
 Skokie, IL 60077  
 USA

rawthrills.com  
 tel: 847.679.8373  
 fax: 847.679.8538

From	To	Conductor	Conductor PN	Gauge	Length	Notes
ID1.1	POSITIVE	 W1.White	466-00001-22-WHT	22 AWG	12 in	+
ID1.2	R	 W2.Red	466-00001-22-RED	22 AWG	12 in	R
ID1.3	G	 W3.Green	466-00001-22-GRN	22 AWG	12 in	G
ID1.4	B	 W4.Blue	466-00001-22-BLU	22 AWG	12 in	B





<b>Title:</b>	TMNT LED, RGB, 15S/75CM/29.53", 12" TAIL
<b>Part Number:</b>	810-00265-01
<b>Description:</b>	TMNT LED, RGB, 15S/75CM/29.53", 12" TAIL



**Raw Thrills, Inc.**

5441 Fargo Ave.  
Skokie, IL 60077  
USA

rawthrills.com  
tel: 847.679.8373  
fax: 847.679.8538

#	Type	Reference Designator	Manufacturer	Part Number	Color	Gauge	Length	Twisted With
1	Wire	W1		466-00001-22-WHT	 White	22 AWG	12 in	
2	Wire	W2		466-00001-22-RED	 Red	22 AWG	12 in	
3	Wire	W3		466-00001-22-GRN	 Green	22 AWG	12 in	
4	Wire	W4		466-00001-22-BLU	 Blue	22 AWG	12 in	

<b>Title:</b>	TMNT LED, RGB, 15S/75CM/29.53", 12" TAIL
<b>Part Number:</b>	810-00265-01
<b>Description:</b>	TMNT LED, RGB, 15S/75CM/29.53", 12" TAIL

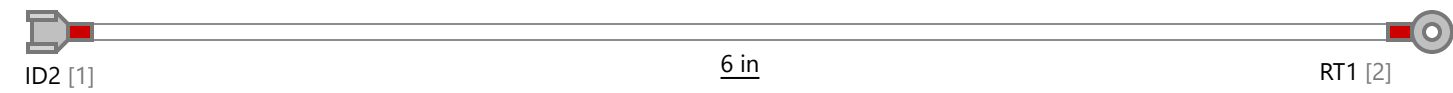
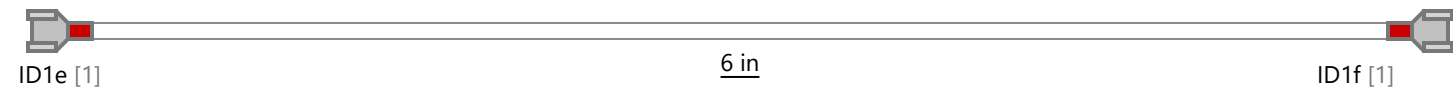
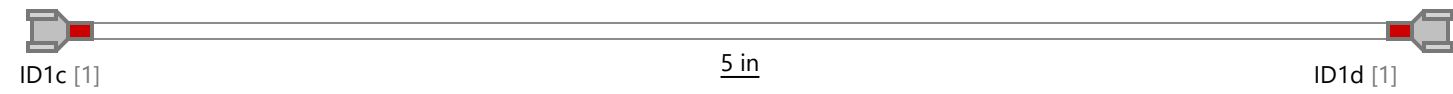
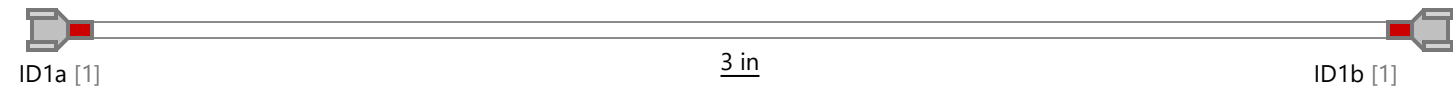


**Raw Thrills, Inc.**

5441 Fargo Ave.  
 Skokie, IL 60077  
 USA

rawthrills.com  
 tel: 847.679.8373  
 fax: 847.679.8538

#	Manufacturer	Part Number	Description	Label Text
1		Generic White Label	Generic Label	810-00265-01



Notes

Specification

[1] All dimensions are inches (SAE) unless otherwise noted.

[2] Wire length tolerance: ----

[3] Strip lengths as specified by terminal datasheet unless otherwise noted.

[4] All applicable components must be RoHS compliant (EU and China).

[5] No part substitutions without written authorization.

[6] Connector views are insertion side.

NOT TO SCALE

	Name	Date
Drawn By	Marsden	4/25/18
Eng Approved	----	----
Mfg Approved	----	----



Raw Thrills, Inc.

5441 Fargo Ave. Skokie, IL 60077 USA  
 rawthrills.com tel: 847.679.8373 fax: 847.679.8538

Title	TMNT: LEAD SET, AC IN	Part Number	810-00266-01
-------	-----------------------	-------------	--------------

Description	TMNT: LEAD SET, AC IN	Revision	B
-------------	-----------------------	----------	---

This document contains confidential and proprietary information that cannot be reproduced or divulged, in whole or in part, without written authorization from Raw Thrills, Inc.

<b>Title:</b>	TMNT: LEAD SET, AC IN
<b>Part Number:</b>	810-00266-01
<b>Description:</b>	TMNT: LEAD SET, AC IN



**Raw Thrills, Inc.**

5441 Fargo Ave.  
Skokie, IL 60077  
USA

rawthrills.com  
tel: 847.679.8373  
fax: 847.679.8538

Id	Type	Manufacturer	Part Number	Description	Quantity
1	Quick Connect Terminal	Tyco	2-520183-4	ULTRA-FAST 250 ASY REC 22-18 TPPB	7
2	Ring Terminal	Tyco	2-32952-1	PG R 22-16 COMM 22-18 MIL 10	1
3	Wire		466-00001-22-BLK	UL 1007/1569, 300V, 22AWG, 7/30 stranding, Black	8 in
4	Wire		466-00001-22-WHT	UL 1007/1569, 300V, 22AWG, 7/30 stranding, White	6 in
5	Wire		466-00001-22-GRN-YEL	UL 1007/1569, 300V, 22AWG, 7/30 stranding, Green w/ Yellow Stripe	6 in







<b>Title:</b>	TMNT: LEAD SET, AC IN
<b>Part Number:</b>	810-00266-01
<b>Description:</b>	TMNT: LEAD SET, AC IN



**Raw Thrills, Inc.**

5441 Fargo Ave.  
Skokie, IL 60077  
USA





rawthrills.com  
tel: 847.679.8373  
fax: 847.679.8538

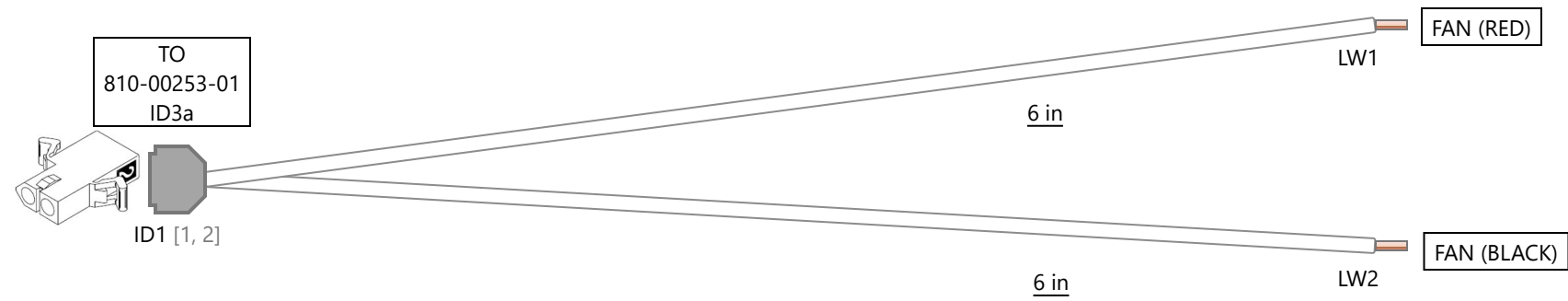
From	To	Conductor	Conductor PN	Gauge	Length	Notes
ID2	RT1	 W4.Green-Yellow	466-00001-22-GRN-YEL	22 AWG	6 in	FIELD GROUND
ID1a	ID1b	 W1.Black	466-00001-22-BLK	22 AWG	3 in	DIGITAL GROUND
ID1c	ID1d	 W2.Black	466-00001-22-BLK	22 AWG	5 in	DIGITAL GROUND
ID1e	ID1f	 W3.White	466-00001-22-WHT	22 AWG	6 in	NEUTRAL

<b>Title:</b>	TMNT: LEAD SET, AC IN
<b>Part Number:</b>	810-00266-01
<b>Description:</b>	TMNT: LEAD SET, AC IN



**Raw Thrills, Inc.**  
 5441 Fargo Ave. [rawthrills.com](http://rawthrills.com)  
 Skokie, IL 60077 tel: 847.679.8373  
 USA fax: 847.679.8538

#	Type	Reference Designator	Manufacturer	Part Number	Color	Gauge	Length	Twisted With
1	Wire	W1		466-00001-22-BLK	 Black	22 AWG	3 in	
2	Wire	W2		466-00001-22-BLK	 Black	22 AWG	5 in	
3	Wire	W3		466-00001-22-WHT	 White	22 AWG	6 in	
4	Wire	W4		466-00001-22-GRN-YEL	 Green-Yellow	22 AWG	6 in	



Notes

Specification

- [1] All dimensions are inches (SAE) unless otherwise noted.
- [2] Wire length tolerance: ----
- [3] Strip lengths as specified by terminal datasheet unless otherwise noted.

- [4] All applicable components must be RoHS compliant (EU and China).
- [5] No part substitutions without written authorization.
- [6] Connector views are insertion side.

**NOT TO SCALE**

Title	TMNT Fan Cable	Part Number	810-00267-01
Description	TMNT Fan Cable	Revision	A

	Name	Date
Drawn By	Marsden	4/9/18
Eng Approved	----	----
Mfg Approved	----	----



**Raw Thrills, Inc.**

5441 Fargo Ave. [rawthrills.com](http://rawthrills.com)  
 Skokie, IL 60077 tel: 847.679.8373  
 USA fax: 847.679.8538

This document contains confidential and proprietary information that cannot be reproduced or divulged, in whole or in part, without written authorization from Raw Thrills, Inc.

<b>Title:</b>	TMNT Fan Cable
<b>Part Number:</b>	810-00267-01
<b>Description:</b>	TMNT Fan Cable



**Raw Thrills, Inc.**

5441 Fargo Ave.  
 Skokie, IL 60077  
 USA

rawthrills.com  
 tel: 847.679.8373  
 fax: 847.679.8538

Id	Type	Manufacturer	Part Number	Description	Quantity
1	Connector	Molex	03-09-1022	HOUSING, MLX RECEPTACLE, .093 SOCKET, 2 POS	1
2	Contact	Molex	02-09-1117	SOCKET, #1381 18-22GA .093 BRASS TIN PLATE	2
3	Wire		466-00001-22-BLK	UL 1007/1569, 300V, 22AWG, 7/30 stranding, Black	6 in
4	Wire		466-00001-22-RED	UL 1007/1569, 300V, 22AWG, 7/30 stranding, Red	6 in



<b>Title:</b>	TMNT Fan Cable
<b>Part Number:</b>	810-00267-01
<b>Description:</b>	TMNT Fan Cable



**Raw Thrills, Inc.**

5441 Fargo Ave.  
Skokie, IL 60077  
USA

rawthrills.com  
tel: 847.679.8373  
fax: 847.679.8538

From	To	Conductor	Conductor PN	Gauge	Length	Notes
ID1.1	LW1	 W1.Red	466-00001-22-RED	22 AWG	6 in	To Fan
ID1.2	LW2	 W2.Black	466-00001-22-BLK	22 AWG	6 in	To Fan



<b>Title:</b>	TMNT Fan Cable
<b>Part Number:</b>	810-00267-01
<b>Description:</b>	TMNT Fan Cable

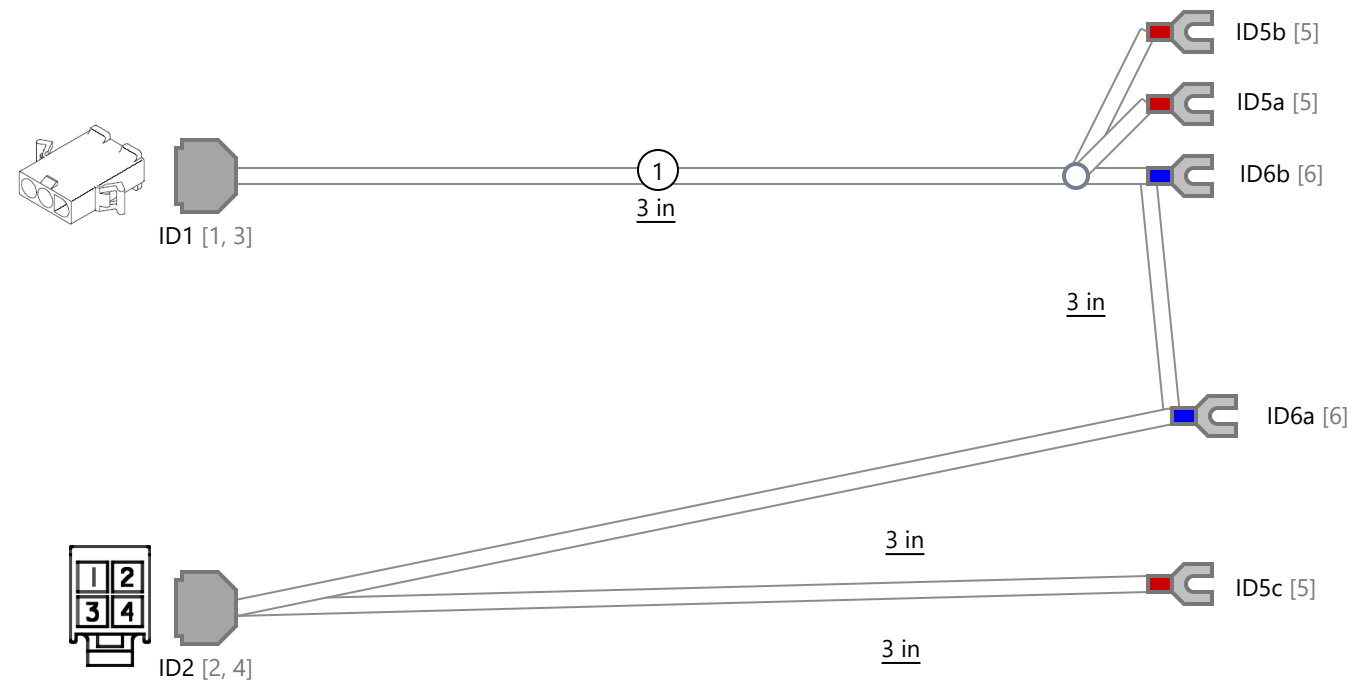


**Raw Thrills, Inc.**

5441 Fargo Ave.  
Skokie, IL 60077  
USA

rawthrills.com  
tel: 847.679.8373  
fax: 847.679.8538

#	Type	Reference Designator	Manufacturer	Part Number	Color	Gauge	Length	Twisted With
1	Wire	W1		466-00001-22-RED	 Red	22 AWG	6 in	
2	Wire	W2		466-00001-22-BLK	 Black	22 AWG	6 in	



Notes

- ① TUBING, 3/8" BLACK HEAT SHRINK POLYOLEFIN - 1.75"

Specification

- [1] All dimensions are inches (SAE) unless otherwise noted.
- [2] Wire length tolerance: ----
- [3] Strip lengths as specified by terminal datasheet unless otherwise noted.
- [4] All applicable components must be RoHS compliant (EU and China).
- [5] No part substitutions without written authorization.
- [6] Connector views are insertion side.

Title	12V Power Supply AC/DC Pigtails, 4 pin	Part Number	810-00268-01
Description	12V Power Supply AC/DC Pigtails, 4 pin	Revision	B

NOT TO SCALE

	Name	Date
Drawn By	----	----
Eng Approved	----	----
Mfg Approved	----	----



Raw Thrills, Inc.

5441 Fargo Ave. Skokie, IL 60077 USA  
 rawthrills.com tel: 847.679.8373 fax: 847.679.8538

This document contains confidential and proprietary information that cannot be reproduced or divulged, in whole or in part, without written authorization from Raw Thrills, Inc.

<b>Title:</b>	12V Power Supply AC/DC Pigtails, 4 pin
<b>Part Number:</b>	810-00268-01
<b>Description:</b>	12V Power Supply AC/DC Pigtails, 4 pin



**Raw Thrills, Inc.**

5441 Fargo Ave.  
Skokie, IL 60077  
USA

rawthrills.com  
tel: 847.679.8373  
fax: 847.679.8538

Id	Type	Manufacturer	Part Number	Description	Quantity
1	Connector	Molex	19-09-2039	HOUSING, INT'NL PLUG, .093 PIN, #3191, 3 POS	1
2	Connector	Molex	39-01-2040	HOUSING, MLX, MINI-FIT JR, REC, 4 POS	1
3	Contact	Molex	02-09-2116	PIN, #1380 18-22GA .093 BRASS TIN PLATE	3
4	Contact	Molex	39-00-0038	SOCKET, MLX, MINI-FIT JR, 18-24GA BRASS/TIN	4
5	Spade Terminal	Molex	19144-0004	SPADE INSULKRIMP TAPED (AA-235-08XT)	3
6	Spade Terminal	Tyco	53244-2	TERMINAL, PG SPR SPD 16-14 8	2
7	Wire		466-00001-22-BLK	UL 1007/1569, 300V, 22AWG, 7/30 stranding, Black	≥ 12 in
8	Wire		466-00001-22-GRN	UL 1007/1569, 300V, 22AWG, 7/30 stranding, Green	≥ 3 in
9	Wire		466-00001-22-ORG	UL 1007/1569, 300V, 22AWG, 7/30 stranding, Orange	3 in
10	Wire		466-00001-22-ORG	UL 1007/1569, 300V, 22AWG, 7/30 stranding, Orange	3 in
11	Wire		466-00001-22-WHT	UL 1007/1569, 300V, 22AWG, 7/30 stranding, White	≥ 3 in



<b>Title:</b>	12V Power Supply AC/DC Pigtails, 4 pin
<b>Part Number:</b>	810-00268-01
<b>Description:</b>	12V Power Supply AC/DC Pigtails, 4 pin



**Raw Thrills, Inc.**

5441 Fargo Ave.  
Skokie, IL 60077  
USA

rawthrills.com  
tel: 847.679.8373  
fax: 847.679.8538

From	To	Conductor	Conductor PN	Gauge	Length	Notes
ID6a	ID2.1	■ W7.Black	466-00001-22-BLK	22 AWG	3 in	
ID6b	ID6a	■ W2.Black	466-00001-22-BLK	22 AWG	3 in	
ID1.1	ID5a	■ W1.Black	466-00001-22-BLK	22 AWG	≥ 3 in	
ID1.2	ID6b	■ W5.Green	466-00001-22-GRN	22 AWG	≥ 3 in	
ID1.3	ID5b	□ W4.White	466-00001-22-WHT	22 AWG	≥ 3 in	
ID2.1	ID2.2	■ W9.Black	466-00001-22-BLK	22 AWG	3 in	
ID2.3	ID2.4	■ W6.Orange	466-00001-22-ORG	22 AWG	3 in	
ID2.4	ID5c	■ W8.Orange	466-00001-22-ORG	22 AWG	3 in	









<b>Title:</b>	12V Power Supply AC/DC Pigtails, 4 pin
<b>Part Number:</b>	810-00268-01
<b>Description:</b>	12V Power Supply AC/DC Pigtails, 4 pin

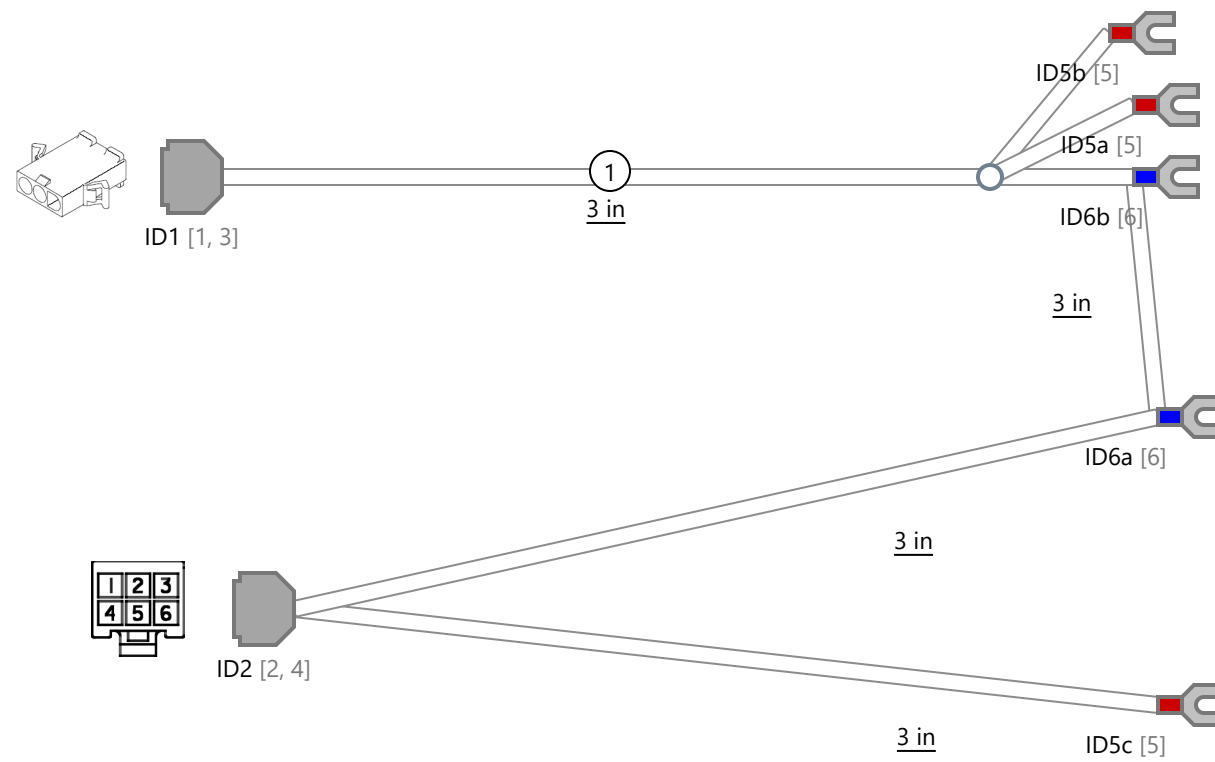


**Raw Thrills, Inc.**

5441 Fargo Ave.  
Skokie, IL 60077  
USA

rawthrills.com  
tel: 847.679.8373  
fax: 847.679.8538

#	Type	Reference Designator	Manufacturer	Part Number	Color	Gauge	Length	Twisted With
1	Wire	W1		466-00001-22-BLK	 Black	22 AWG	≥ 3 in	
2	Wire	W2		466-00001-22-BLK	 Black	22 AWG	3 in	W5
3	Wire	W4		466-00001-22-WHT	 White	22 AWG	≥ 3 in	
4	Wire	W5		466-00001-22-GRN	 Green	22 AWG	≥ 3 in	W2
5	Wire	W6		466-00001-22-ORG	 Orange	22 AWG	3 in	
6	Wire	W7		466-00001-22-BLK	 Black	22 AWG	3 in	
7	Wire	W8		466-00001-22-ORG	 Orange	22 AWG	3 in	
8	Wire	W9		466-00001-22-BLK	 Black	22 AWG	3 in	



Notes

① TUBING, 3/8" BLACK HEAT SHRINK POLYOLEFIN - 1.75"

Specification

- [1] All dimensions are inches (SAE) unless otherwise noted.
- [2] Wire length tolerance: ----
- [3] Strip lengths as specified by terminal datasheet unless otherwise noted.
- [4] All applicable components must be RoHS compliant (EU and China).
- [5] No part substitutions without written authorization.
- [6] Connector views are insertion side.

Title	12V Power Supply AC/DC Pigtails, 6 pin	Part Number	810-00269-01
Description	12V Power Supply AC/DC Pigtails, 6 pin	Revision	A

NOT TO SCALE

	Name	Date
Drawn By	Marsden	4/10/18
Eng Approved	----	----
Mfg Approved	----	----



Raw Thrills, Inc.

5441 Fargo Ave. Skokie, IL 60077 USA  
 rawthrills.com  
 tel: 847.679.8373  
 fax: 847.679.8538

This document contains confidential and proprietary information that cannot be reproduced or divulged, in whole or in part, without written authorization from Raw Thrills, Inc.

<b>Title:</b>	12V Power Supply AC/DC Pigtails, 6 pin
<b>Part Number:</b>	810-00269-01
<b>Description:</b>	12V Power Supply AC/DC Pigtails, 6 pin



**Raw Thrills, Inc.**

5441 Fargo Ave.  
Skokie, IL 60077  
USA

rawthrills.com  
tel: 847.679.8373  
fax: 847.679.8538

Id	Type	Manufacturer	Part Number	Description	Quantity
1	Connector	Molex	19-09-2039	HOUSING, INT'NL PLUG, .093 PIN, #3191, 3 POS	1
2	Connector	Molex	39-01-2060	HOUSING, MLX, MINI-FIT JR, REC, 6 POS	1
3	Contact	Molex	02-09-2116	PIN, #1380 18-22GA .093 BRASS TIN PLATE	3
4	Contact	Molex	39-00-0038	SOCKET, MLX, MINI-FIT JR, 18-24GA BRASS/TIN	4
5	Spade Terminal	Molex	19144-0004	SPADE INSULKRIMP TAPED (AA-235-08XT)	3
6	Spade Terminal	Tyco	53244-2	TERMINAL, PG SPR SPD 16-14 8	2
7	Wire		466-00001-22-BLK	UL 1007/1569, 300V, 22AWG, 7/30 stranding, Black	≥ 15 in
8	Wire		466-00001-22-GRN	UL 1007/1569, 300V, 22AWG, 7/30 stranding, Green	≥ 3 in
9	Wire		466-00001-22-ORG	UL 1007/1569, 300V, 22AWG, 7/30 stranding, Orange	6 in
10	Wire		466-00001-22-ORG	UL 1007/1569, 300V, 22AWG, 7/30 stranding, Orange	3 in
11	Wire		466-00001-22-WHT	UL 1007/1569, 300V, 22AWG, 7/30 stranding, White	≥ 3 in

<b>Title:</b>	12V Power Supply AC/DC Pigtails, 6 pin
<b>Part Number:</b>	810-00269-01
<b>Description:</b>	12V Power Supply AC/DC Pigtails, 6 pin



**Raw Thrills, Inc.**

5441 Fargo Ave.  
Skokie, IL 60077  
USA

rawthrills.com  
tel: 847.679.8373  
fax: 847.679.8538

From	To	Conductor	Conductor PN	Gauge	Length	Notes
ID6a	ID2.1	■ W7.Black	466-00001-22-BLK	22 AWG	3 in	
ID6b	ID6a	■ W2.Black	466-00001-22-BLK	22 AWG	3 in	
ID1.1	ID5a	■ W1.Black	466-00001-22-BLK	22 AWG	≥ 3 in	
ID1.2	ID6b	■ W5.Green	466-00001-22-GRN	22 AWG	≥ 3 in	
ID1.3	ID5b	□ W4.White	466-00001-22-WHT	22 AWG	≥ 3 in	
ID2.1	ID2.2	■ W9.Black	466-00001-22-BLK	22 AWG	3 in	
ID2.2	ID2.3	■ W3.Black	466-00001-22-BLK	22 AWG	3 in	
ID2.4	ID2.5	■ W6.Orange	466-00001-22-ORG	22 AWG	3 in	
ID2.5	ID2.6	■ W10.Orange	466-00001-22-ORG	22 AWG	3 in	
ID2.6	ID5c	■ W8.Orange	466-00001-22-ORG	22 AWG	3 in	

<b>Title:</b>	12V Power Supply AC/DC Pigtails, 6 pin
<b>Part Number:</b>	810-00269-01
<b>Description:</b>	12V Power Supply AC/DC Pigtails, 6 pin

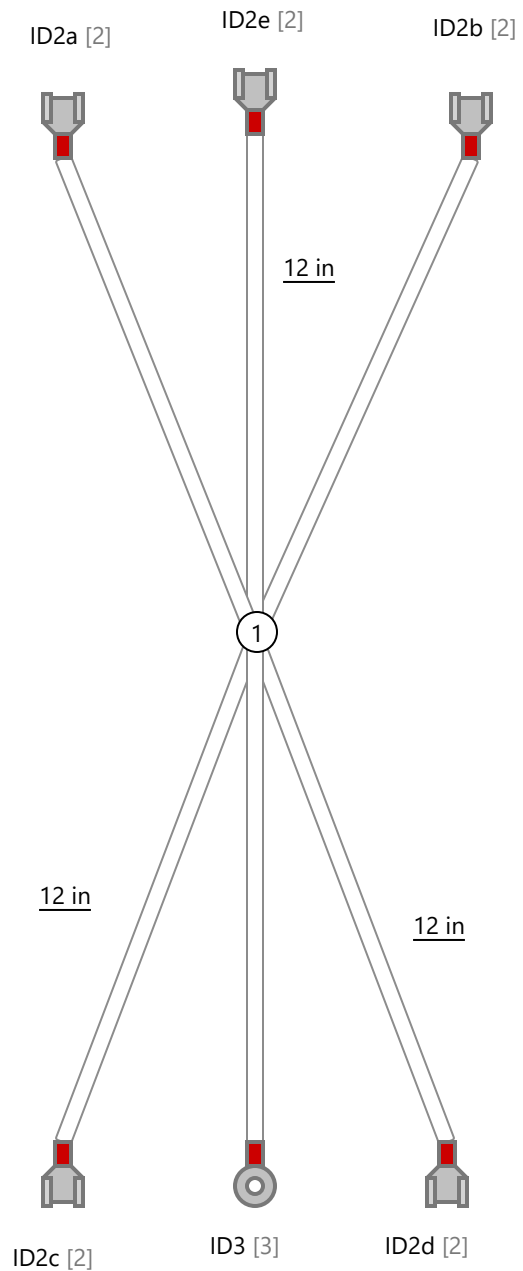


**Raw Thrills, Inc.**

5441 Fargo Ave.  
Skokie, IL 60077  
USA

rawthrills.com  
tel: 847.679.8373  
fax: 847.679.8538

#	Type	Reference Designator	Manufacturer	Part Number	Color	Gauge	Length	Twisted With
1	Wire	W1		466-00001-22-BLK	Black	22 AWG	≥ 3 in	
2	Wire	W2		466-00001-22-BLK	Black	22 AWG	3 in	W5
3	Wire	W3		466-00001-22-BLK	Black	22 AWG	3 in	
4	Wire	W4		466-00001-22-WHT	White	22 AWG	≥ 3 in	
5	Wire	W5		466-00001-22-GRN	Green	22 AWG	≥ 3 in	W2
6	Wire	W6		466-00001-22-ORG	Orange	22 AWG	3 in	
7	Wire	W7		466-00001-22-BLK	Black	22 AWG	3 in	
8	Wire	W8		466-00001-22-ORG	Orange	22 AWG	3 in	
9	Wire	W9		466-00001-22-BLK	Black	22 AWG	3 in	
10	Wire	W10		466-00001-22-ORG	Orange	22 AWG	3 in	



Notes

① 464-00001-01 CABE TIE (x1)

Specification

[1] All dimensions are inches (SAE) unless otherwise noted.

[2] Wire length tolerance: ----

[3] Strip lengths as specified by terminal datasheet unless otherwise noted.

[4] All applicable components must be RoHS compliant (EU and China).

[5] No part substitutions without written authorization.

[6] Connector views are insertion side.

**NOT TO SCALE**

	Name	Date
Drawn By	Marsden	4/9/18
Eng Approved	----	----
Mfg Approved	----	----



**Raw Thrills, Inc.**

5441 Fargo Ave. [rawthrills.com](http://rawthrills.com)  
 Skokie, IL 60077 tel: 847.679.8373  
 USA fax: 847.679.8538

Title	IEC to Filter	Part Number	810-00270-01
Description	IEC to Filter	Revision	A

This document contains confidential and proprietary information that cannot be reproduced or divulged, in whole or in part, without written authorization from Raw Thrills, Inc.

<b>Title:</b>	IEC to Filter
<b>Part Number:</b>	810-00270-01
<b>Description:</b>	IEC to Filter



**Raw Thrills, Inc.**

5441 Fargo Ave.  
Skokie, IL 60077  
USA

rawthrills.com  
tel: 847.679.8373  
fax: 847.679.8538

Id	Type	Manufacturer	Part Number	Description	Quantity
1	Cable Tie		464-00001-01	Cable tie, 4", black	1
2	Quick Connect Terminal	Tyco	2-520183-4	ULTRA-FAST 250 ASY REC 22-18 TPPB	5
3	Ring Terminal	Tyco	2-32952-1	PG R 22-16 COMM 22-18 MIL 10	1
4	Wire		466-00001-22-BLK	UL 1007/1569, 300V, 22AWG, 7/30 stranding, Black	≥ 12 in
5	Wire		466-00001-22-GRN	UL 1007/1569, 300V, 22AWG, 7/30 stranding, Green	≥ 12 in
6	Wire		466-00001-22-RED	UL 1007/1569, 300V, 22AWG, 7/30 stranding, Red	≥ 12 in






<b>Title:</b>	IEC to Filter
<b>Part Number:</b>	810-00270-01
<b>Description:</b>	IEC to Filter



**Raw Thrills, Inc.**

5441 Fargo Ave.  
 Skokie, IL 60077  
 USA




rawthrills.com  
 tel: 847.679.8373  
 fax: 847.679.8538

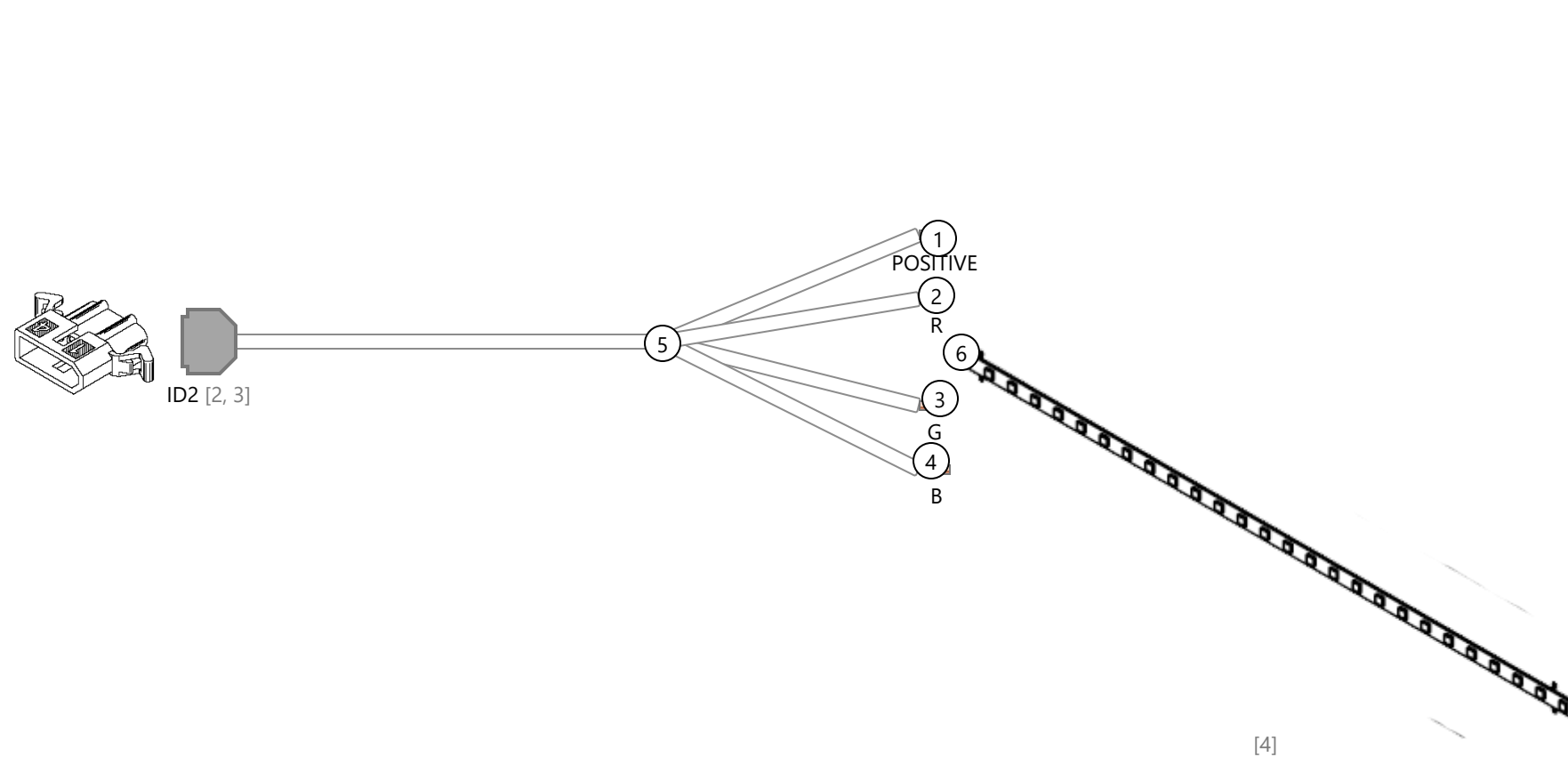
From	To	Conductor	Conductor PN	Gauge	Length	Notes
ID3	ID2e	 W3.Green	466-00001-22-GRN	22 AWG	≥ 12 in	Relay
ID2a	ID2c	 W1.Black	466-00001-22-BLK	22 AWG	≥ 12 in	Digital Ground
ID2b	ID2d	 W2.Red	466-00001-22-RED	22 AWG	≥ 12 in	+5v

<b>Title:</b>	IEC to Filter
<b>Part Number:</b>	810-00270-01
<b>Description:</b>	IEC to Filter



**Raw Thrills, Inc.**  
 5441 Fargo Ave. rawthrills.com  
 Skokie, IL 60077 tel: 847.679.8373  
 USA fax: 847.679.8538

#	Type	Reference Designator	Manufacturer	Part Number	Color	Gauge	Length	Twisted With
1	Wire	W1		466-00001-22-BLK	 Black	22 AWG	≥ 12 in	
2	Wire	W2		466-00001-22-RED	 Red	22 AWG	≥ 12 in	
3	Wire	W3		466-00001-22-GRN	 Green	22 AWG	≥ 12 in	



Notes

- ① Solder WHT wire to "+" pad on end of LED strip
- ② Solder RED wire to "R" pad on end of LED strip
- ③ Solder GRN wire to "G" pad on end of LED strip
- ④ Solder BLU wire to "B" pad on end of LED strip
- ⑤ 464-00001-01 Cable Tie (X1)
- ⑥ TUBING, 3/8" BLACK HEAT SHRINK POLYOLEFIN - covering for solder connections - .5"

Specification

- [1] All dimensions are inches (SAE) unless otherwise noted.
- [2] Wire length tolerance: ----
- [3] Strip lengths as specified by terminal datasheet unless otherwise noted.
- [4] All applicable components must be RoHS compliant (EU and China).
- [5] No part substitutions without written authorization.
- [6] Connector views are insertion side.

Title	LED, RGB, 14S 70C 27.56 12 TAIL	Part Number	810-00271-01
Description	LED, RGB, 14S 70C 27.56 12 TAIL	Revision	A

NOT TO SCALE

	Name	Date
Drawn By	Marsden	4/13/18
Eng Approved	----	----
Mfg Approved	----	----



Raw Thrills, Inc.

5441 Fargo Ave. Skokie, IL 60077 USA  
 rawthrills.com tel: 847.679.8373 fax: 847.679.8538

This document contains confidential and proprietary information that cannot be reproduced or divulged, in whole or in part, without written authorization from Raw Thrills, Inc.

<b>Title:</b>	LED, RGB, 14S 70C 27.56 12 TAIL
<b>Part Number:</b>	810-00271-01
<b>Description:</b>	LED, RGB, 14S 70C 27.56 12 TAIL



**Raw Thrills, Inc.**

5441 Fargo Ave.  
Skokie, IL 60077  
USA

rawthrills.com  
tel: 847.679.8373  
fax: 847.679.8538

Id	Type	Manufacturer	Part Number	Description	Quantity
1	Cable Tie		464-00001-01	Cable tie, 4", black	1
2	Connector	Molex	03-06-2042	HOUSING, MLX, .062 PLUG, 4 POS	1
3	Contact	Molex	02-06-2101	PIN, #1560 18-24GA .062 BRASS TIN PLATE	4
4	LED STRIP RGB (WITH FOAM TAPE)	FYF Jane	500-00184-00	LED STRIP RGB (WITH FOAM TAPE)	1
5	Wire		466-00001-22-BLU	UL 1007/1569, 300V, 22AWG, 7/30 stranding, Blue	12 in
6	Wire		466-00001-22-GRN	UL 1007/1569, 300V, 22AWG, 7/30 stranding, Green	12 in
7	Wire		466-00001-22-RED	UL 1007/1569, 300V, 22AWG, 7/30 stranding, Red	12 in
8	Wire		466-00001-22-WHT	UL 1007/1569, 300V, 22AWG, 7/30 stranding, White	12 in





<b>Title:</b>	LED, RGB, 14S 70C 27.56 12 TAIL
<b>Part Number:</b>	810-00271-01
<b>Description:</b>	LED, RGB, 14S 70C 27.56 12 TAIL



**Raw Thrills, Inc.**

5441 Fargo Ave.  
Skokie, IL 60077  
USA

rawthrills.com  
tel: 847.679.8373  
fax: 847.679.8538

From	To	Conductor	Conductor PN	Gauge	Length	Notes
ID2.1	POSITIVE	 W1.White	466-00001-22-WHT	22 AWG	12 in	+
ID2.2	R	 W3.Red	466-00001-22-RED	22 AWG	12 in	R
ID2.3	G	 W4.Green	466-00001-22-GRN	22 AWG	12 in	G
ID2.4	B	 W2.Blue	466-00001-22-BLU	22 AWG	12 in	B





<b>Title:</b>	LED, RGB, 14S 70C 27.56 12 TAIL
<b>Part Number:</b>	810-00271-01
<b>Description:</b>	LED, RGB, 14S 70C 27.56 12 TAIL



**Raw Thrills, Inc.**

5441 Fargo Ave.  
Skokie, IL 60077  
USA

rawthrills.com  
tel: 847.679.8373  
fax: 847.679.8538

#	Type	Reference Designator	Manufacturer	Part Number	Color	Gauge	Length	Twisted With
1	Wire	W1		466-00001-22-WHT	 White	22 AWG	12 in	
2	Wire	W2		466-00001-22-BLU	 Blue	22 AWG	12 in	
3	Wire	W3		466-00001-22-RED	 Red	22 AWG	12 in	
4	Wire	W4		466-00001-22-GRN	 Green	22 AWG	12 in	

# Teenage Mutant Ninja Turtles™

NOTE: PLEASE CHECK FOR THE LATEST VERSION OF GAME SOFTWARE AND MANUAL AT  
[WWW.RAWTHRILLS.COM](http://WWW.RAWTHRILLS.COM)